



Universities Press

Universities Press focusses on the publication of books in Science, Technology, Medicine and Management. Our books are distributed exclusively by **Orient Blackswan Private Limited**.

Invitation to authors

If you have a publishing proposal in your area of specialisation, we will be happy to hear from you. The publication proposal form can be accessed from our website www.universitiespress.com. Alternatively, you may please write to:

The Editorial Department
Universities Press (India) Private Limited
3-6-747/1/A and 3-6-754/1 Himayatnagar
Hyderabad 500 029, Telangana, India
Phone: 91-40-2766 2849/2850/5446/5447, 2761 0898
Fax: 91-40-2764 5046 Email: info@universitiespress.com

CONTENTS

MEDICAL SCIENCES

Anatomy	1
Ayurveda	1
Biochemistry	7
Biomedical Sciences	9
Cardiology	11
Forensic Medicine	13
Genetics	14
Medicine	14
Microbiology	15
Nursing	17
Obstetrics and Gynecology	19
Pediatrics and Child Care	31
Pharmacy	32
Physiology	38
Surgery	40
General Interest	40
E-Books	45
Author Index	48
Title Index	49
Order Form	46

ANATOMY

Essentials of Human Genetics (Fifth Edition)

Manu L Kothari, Lopa A Mehta &
Sadhana S Roychoudhury

See page 14

AYURVEDA

Achar's Textbook of Pediatrics (Fourth Edition)

Swarna Rekha Bhat (Ed.)

See page 31


Ananthanarayan and Paniker's Textbook of Microbiology (Ninth Edition)

Arti Kapil (Ed.)

See page 15

Chemistry of Natural Products: A Unified Approach (Second Edition)

N R Krishnaswamy



Chemistry of Natural Products, A Unified Approach, provides a planned account of the common features structural and stereochemical of naturally occurring organic compounds). This is the only approach to bring about effective

understanding of their chemistry. A variety of examples have been given to illustrate varied aspects so that the range of structure and behaviour exhibited by these compounds is retained within the set framework. The increasing application of physical (spectroscopic) methods like IR, NMR, CD, ORD, MS, High Resolution Mass Spectroscopy—using which, structural determinations are often done with very small or even microscopic quantities of the substance—is emphasised, without undermining the importance of 'classical' chemical methods. The section on problem solving helps to develop an analytical and critical evaluation of the data..

The Second Edition reflects the significant and important developments that have taken place since the publication of the first edition, particularly with regard to the biological aspects of natural products.

Contents: Introduction ♦ Structure ♦ Stereochemistry ♦ Reactions and Rearrangements ♦ Synthesis ♦ Biosynthesis ♦ Biological Significance of Secondary Metabolites ♦ Problems ♦ Index

2010

432 pp.


Paperback

978-81-7371-677-5

₹ 550.00

Chemistry of Natural Products: A Laboratory Handbook (Second Edition)

N R Krishnaswamy



This book is a laboratory companion to the author's book, *Chemistry of Natural Products: A*

Unified Approach, Second edition (Universities Press, 2010). The main objective is to provide students with experimental details for the successful isolation of different types of natural products.

The handbook has been extensively revised and updated. Apart from including additional examples under isolation, chemical transformation and synthesis, two new chapters have been added to enlarge the scope of the book and make it useful to students of organic chemistry and biochemistry. They are:

- Metabolism of Natural Products
- Suggested Projects

Notes on how to collect and identify plant materials, and the preparation of diagnostic chemical reagents used in the characterisation of natural products, have been included.

The chemistry of natural products is a hybrid science combining the theory of organic chemistry with experimentation. This book contains a judicious combination of both spectroscopic and chemical methods. All the experiments have been successfully class tested.

Contents: Introduction ♦ A Survey of the Methods of Extraction, Isolation and Fractionation of Naturally Occurring Organic Compounds ♦ Characterisation of Naturally Occurring Compounds □ Procedures for Isolation of Select Compounds ♦ Chemical Transformations of some Natural Products ♦ Synthesis of Select Compounds ♦ Metabolism of Natural Products ♦ Suggested Projects ♦ *Appendix A* ♦ *Appendix B* ♦ *Index of Compounds* ♦ *Index of Plants* ♦ *Index of Reagents*

2012	224 pp.	Paperback
978-81-7371-757-4		₹ 225.00


Essential Obstetrics: Textbook for Undergraduates

Asha Oumachigui, S Soundara Raghavan &
S Habeebullah

See page 21

Herbal Drug Technology (Second Edition)

S S Agrawal & M Paridhavi



The second edition of the textbook *Herbal Drug Technology*, based on the curriculum of various universities, caters to both bachelor's and master's courses in pharmacy and allied sciences. It contains detailed information on Indian systems of medicine, herbal therapeutics, crude drugs and medicinal botany.

New to this edition are topics such as herbal cosmetics, nutraceuticals, chemotaxonomy, recent changes in vivo anticancer screening models and screening of cardiac glycosides, and methods of literature search and patenting of herbal drugs.

Special features: Designed according to the curriculum of undergraduate and postgraduate courses in pharmacy of various universities in India and abroad ♦ Incorporates recent advances in technology ♦ Provides a comparative study of dosage forms in ayurveda and modern medicine ♦ Includes a detailed analysis of more than 60 phytopharmaceuticals ♦ Discusses standardization of herbal drugs—WHO protocol, different methods used for standardization, quality control standards for herbal extracts and validation of herbal products

Contents: Introduction to Medicinal Plants ♦ Indian Systems of Medicine ♦ Herbal Therapeutics: From Ancient Times to the 21st Century ♦ Essentials of Crude Drugs ♦ Medicinal Botany ♦ In vitro Culture of Medicinal Plants: Tissue Culture ♦ Systematic Examination of Powdered Drugs ♦ Application of Chromatography and Spectroscopy in Plant Drug Analysis ♦ Extraction, Isolation and Analysis of Phytopharmaceuticals ♦ Screening Methods Used for Herbal Drugs ♦ Standardisation of Herbal Drugs ♦ Herbal Formulations: A Comparative Study of Ayurvedic and Modern Dosage Forms ♦ Herbal Cosmetics ♦ Nutraceuticals: A Modern Approach ♦ Chemotaxonomy ♦ The Role of Literature Search


in Medicinal Plant Research ♦ Patenting of Herbal Drugs ♦ *Index ♦ List of Plates: Plate 1a: Callus culture ♦ Plate 1b: Plantlets formed from callus culture ♦ Plate 2: Shoot elongation and rooting of in vitro regenerated shoots ♦ Plate 3: Plantlets acclimatised to greenhouse conditions ♦ Plate 4: Immobilised beads*

Available in print and e-book formats.
For details, visit www.universitiespress.com

2012	836 pp.	Paperback
978-81-7371-787-1		₹ 825.00

Indian Medicinal Plants: A Compendium of 500 Species

P K Warriar, V P K Nambiar & C Ramankutty



This compendium which is based on a treatise prepared by S. Raghunatha Iyer, a scholar of both Sanskrit and Ayurveda, aims to make an authoritative contribution to the field. The original work which drew upon classical texts and current research, as well as the oral medical knowledge of tribal groups has been updated by scholars associated with the Arya Vaidya Sala in Kottakal, India. This unique compendium offers profiles of 500 key species with detailed taxonomic information. One of the leading features of this compilation is the special technique used in the illustrations, both colour and line, which aims to achieve authenticity of texture, colour and form.

The compendium also lists the distribution and popular nomenclature in English, Sanskrit, Hindi, Malayalam and Tamil. The main texts present properties and uses in a format which cites ancient verse texts and ethnobotanical sources. This rare work, in five volumes, should be of special interest to practitioners of alternative medicine, students of Ayurveda, the research and industry associated with medical botany, pharmacologists, sociologists and medical herbalists.

Contents: *Abelmoschur esculentus ♦ Abelmoschus moschatus ♦ Abies spectabilis ♦ Abrus precatorius ♦ Acacia caesia ♦ Acacia catechu ♦ Acacia leucophloea ♦ Acacia nilotica ♦ Acacia polyantha ♦ Acacia sinuate ♦ Acalypha indica ♦ Achyranthes aspera ♦ Aconitum heterophyllum ♦ Aconitum napellus ♦ Acorus calamus ♦ Actiniopteris dichotoma ♦ Adenanthra pavonina ♦ Aegle marmelos ♦ Aerva lanata ♦ Agaricus campestris ♦ Ageratum conyzoides ♦ Alangium salviolium ♦ Albizia lebbeck ♦ Albizia odoratissima ♦ Allium cepa ♦ Allium sativum ♦ Allophylus serratus ♦ Aloe barbadensis ♦ Alpina galangal ♦ Alstonia scholaris ♦ Alstonia venenata ♦ Alternanthera sessilis ♦ Amaranthus spinosus ♦ Ammania baccifera ssp. baccifera ♦ Amomum subulatum ♦ Amorphophallus paeoniifolius ♦ ar.companulatus ♦ Anacardium occidentale ♦ Anacyclus pyrethrum ♦ Anamirta cocculus ♦ Ananas comosus ♦ Andrographis paniculata ♦ Anethum graveolens ♦ Anisomeles malabarica ♦ Annona squamosa ♦ Anogeissus latifolia ♦ Aphanamixis polystachya ♦ Aquilaria agallocha ♦ Arachis hypogaea ♦ Arecca catechu ♦ Argemone mexicana ♦ Argyreia nervosa ♦ Aristolochia bracteolata ♦ Aristolochia indica ♦ Artemisia nilagirica ♦ Artocarpus communis ♦ Artocarpus heterophyllum ♦ Artocarpus hirsutus ♦ Asparagus racemosus ♦ Averrhoa carambola ♦ Azadirachta indica ♦ Bacopa monnieri ♦ Baliospermum montanum ♦ Bambusa arundinacea ♦ Barringtonia acutangula ♦ Basella alba var. rubra ♦ Bauhinia variegata ♦ Benincasa hispida ♦ Beta vulgaris ♦ Betula utilis ♦ Biophytum sensitivum ♦ Bixa orellana ♦ Blumea lacerata ♦ Boerhaavia diffusa ♦ Bombax ceiba ♦ Borassus flabellifer ♦ Boswellia serrata ♦ Brassica juncea ♦ Brassica oleracea var. capitata ♦ Buchanania lanzan ♦ Butea monosperma ♦ Caesalpinia bonduc ♦ Caesalpinia sappan ♦ Cajanus cajan ♦ Calamus rotang ♦ Callicarpa macrophylla ♦ Calophyllum inophyllum ♦ Calotropis gigantea ♦ Calycopteris floribunda ♦ Camellia sinensis ♦ Canavalia gladiata ♦ Cannabis sativa ♦ Canscora decussata ♦ Canthium parviflorum ♦ Capparis deciduas ♦ Capsicum annum ♦ Cardiospermum halicacabum ♦ Careya arborea ♦ Carica papaya ♦ Carissa carandas ♦ Carthamus tinctorius ♦ Appendix A ♦ Appendix B ♦ Index to Sanskrit Terms*

Available in print and e-book formats.
For details, visit www.universitiespress.com

Volume 1		
1993	430 pp.	Hardback
978-81-7371-702-4		₹ 995.00

Volume 2
1994 436 pp. Hardback
978-81-7371-703-1 ₹ 995.00


Volume 3
1994 423 pp. Hardback
978-81-7371-704-8 ₹ 995.00

Volume 4
1995 444 pp. Hardback
978-81-7371-705-5 ₹ 995.00

Volume 5
1996 592 pp. Hardback
978-81-7371-706-2 ₹ 995.00

Introduction to Ayurveda, An

M S Valiathan



This book is an introduction to Ayurveda, the ancient system of medicine that had been practiced in the Indian subcontinent for several centuries. It seeks to acquaint the reader, without too many technical details, with the evolution of Ayurveda from its religious moorings to one based on reason and examination. It also discusses the strong influences of Buddhist thought on the development of Ayurvedic practices. The instruments and techniques used as well as the training methods for aspiring practitioners are discussed.

Contents: Evolution of Healing ♦ Medicine in Buddhist India ♦ Basic concepts of Ayurveda ♦ Healthy Living (Swasthavrittha) ♦ Food and Drinks ♦ Diseases ♦ Materia Medica ♦ Training in Medicine & Surgery ♦ Surgical Procedures ♦ Rejuvenation & Enhancement

www.universitiespress.com


of Sexual Potency ♦ An Ayurvedic View of Life ♦ New Sprouts on an Age-old Tree ♦ *Appendix*

Available in print and e-book formats.
For details, visit www.universitiespress.com

2012 156 pp. Paperback
978-81-7371-827-4 ₹ 225.00

Legacy of Caraka, The

M S Valiathan



Caraka, the master physician, is believed to have lived in the first century ad. The *Samhita* composed by him forms the bedrock of ayurvedic practice today. His contribution to India's cultural inheritance was profound.

Caraka's *Samhita* was, in fact, a revision of an older text, *Agnivesa Tantra*, which was written several centuries before Caraka's time. Caraka's revision became so popular that it was translated into Tibetan, Arabic, English and many Indian languages. The *Legacy of Caraka* retells the *Samhita* in a new format. Instead of adhering to the sequence of the *Sthanas* in the original, the author has retold the *Samhita* through thematically-structured chapters, in contemporary idiom. The retelling has involved some degree of restructuring and condensation but has ensured that whatever is stated can be traced back to the original. In a detailed introduction, the author has commented on specific aspects of Caraka's philosophy, concepts and practice, as seen from the point of view of modern medicine.

This book will be of special interest to students of Ayurveda, medicine and other sciences, and those interested in the history of science in India.

Content: Introduction ♦ Caraka and his legacy ♦ Atharva Veda to Caraka ♦ Diseases in Caraka's period ♦ Doctrines and concepts ♦ Five evacuative procedures (pancakarma) ♦ Procedures for rejuvenation and


enhanced virility (rasayana and vajikarana) ♦ Medicinal plants ♦ Food and Drinks ♦ Habitat ♦ Learning to be a physician ♦ *Section I: Ayurveda* ♦ Drugs formulations in therapeutics ♦ Sense perception and well-being ♦ Life in accord with the seasons ♦ Suppression of natural urges; comments on physical miscellany ♦ The medical quartet ♦ Three desires, means of knowledge and some triads ♦ Lubricants in therapeutics ♦ Fomentation ♦ Evacuative therapy ♦ Imbalance of dosas - varied expressions ♦ Slimming and building up in therapeutics ♦ Obesity and leanness; stray remarks on sleep ♦ Blood ♦ Food as the source of man and his diseases ♦ Rasas ♦ Food and drink ♦ The fate of food and drinks in the body ♦ Physicians - genuine and fraudulent ♦ Rasas, do!as and a healthful diet ♦ Epidemics; reflections on lifespan ♦ Norms for the quantity of meals ♦ Body - a network of channels ♦ Disease - manifold expressions of deranged dosas ♦ Infestation by worms (krmi) ♦ Training of a physician - theory, practice and ethics ♦ The body and its knower ♦ Conception ♦ Genesis of the embryo ♦ Pregnancy - fetal development, Anomalies and personality types ♦ Antenatal and postnatal management and care of the baby ♦ The individual and the cosmos ♦ A count of body parts ♦ The spectre of death ♦ *Section 2: Rejuvenant therapy (rasayana)* ♦ Virile therapy (vajikarana) ♦ Fevers (jvara) ♦ Pitta-induced bleeding disorders~rakta pitta) ♦ Gaseous and hemorrhagic lumps of the abdomen (gulma) ♦ Skin disorders including leprosy (kustha) ♦ Phthisis (sosa) ♦ Insanity (unmada) ♦ Epilepsy (apasmara) ♦ Chest injuries and their sequelae (ksata ksina) ♦ Swelling (svayathu) ♦ Abdominal disease with distension (udara) ♦ Piles (aria) ♦ Digestion and digestive disorders (grahani) ♦ Disorders of pallor (panduroga) ♦ Hiccup; shortness of breath (hikka svasa) ♦ Cough (kasa) ♦ Diarrhea (atisara) ♦ Vomiting (chhardi) ♦ Cellulitis (visarpa) ♦ Thirst (trsna) ♦ Cellulitis (visarpa) ♦ Alcoholic disorders (madatyaya) ♦ Sores and injuries (vrat:ta) ♦ Three regional disorders (basti, hfdaya and siras) ♦ Numb and immobile thighs (Urustambha) ♦ Disorders of perturbed vata (vatavyadhi) ♦ Disorders of perturbed vata and blood (vatasonita) ♦ Disorders of the reproductive system; reflections on the principles of therapeutics ♦ Drugs for evacuation (emetics and purgatives) ♦ Evacuative procedures (pancakarma) and formulations ♦ Epilogue ♦ Botanical names ♦ *Glossary* ♦ *Index*

Available in print and e-book formats.
For details, visit www.universitiespress.com

2003	634 pp.	Hardback
978-81-7371-667-6		₹ 1195.00

Legacy of Susruta, The

M S Valiathan



Susruta's name is synonymous with India's surgical inheritance. A legendary figure, he is believed to have lived and taught in Varanasi several centuries before the Buddha, and composed the *Susruta Tantra* which became a timeless medical classic. Though the original text was lost long ago, a redaction by Nagarjuna survived as *Susruta Samhita* and won universal acclaim. The *Samhita* is a study of the human condition in health and disease with undisguised emphasis on surgery, and rivals Caraka's classic in authority. In *The Legacy of Susruta*, the text of *Susruta Samhita* has been recast in a thematic fashion without sacrificing any of the content of the original chapters. Furthermore, it presents much of the data in tabular form, and features many tables and illustrations in an effort to reach out to readers who may include not only students of ayurveda but also of modern medicine, biological and social sciences and the history of science.

The present volume is a companion to the commercially successful *The Legacy of Caraka*.

Contents: *Section I:* At thy feet, Divodasa, Dhanvantari ♦ *Section II:* Initiation and training of physicians ♦ *Section III:* Surgical Profile of Clinical Practice ♦ Surgical procedures; pre- and postoperative care ♦ Surgical instruments (yantras and Sastras) ♦ Use of alkalis (Ksara) ♦ Cauterisation (agnikarma); burns and treatment ♦ Blood-letting (raktavisravana); methods and management ♦ Assorted surgical techniques ♦ Fractures and dislocations (Kandabhagna: Sandhimukta) ♦ *Section IV:* Introduction to Clinical Practice ♦ Diseases and their classification ♦ Time, seasons and the human body ♦ Dosas ♦ Fall and rise of dosas, dhatus and malas; Observations on blood ♦ Rasas ♦ Wholesomeness: food incompatibilities ♦ Geographical influences in pharmacy ♦ Principles of

therapeutics ♦ *Section V: Food and Drinks* ♦ Liquids for intake ♦ Food ♦ A code for dining ♦ *Section VI: Predictors of death and recovery* ♦ *Section VII: Drugs* ♦ Basis of drug action: drugs as substances ♦ Tastes in the transformation of substances ♦ Classification ♦ Emetics and purgatives ♦ Drugs for topical use in wounds, abscesses and ulcers ♦ *Section VIII: Systemic Diseases* ♦ Vata disorders (vatavyadhi) ♦ Piles (arsas) ♦ Urinary calculi (asmari) ♦ Urinary obstruction; difficult urination (mutraghata, mutrakrcchra) ♦ Diseases of the urinary tract (prameha) ♦ Fistula-in-ano (bhagandara) ♦ Skin diseases (kustha) ♦ Abdominal swelling (udararoga) ♦ Inflammation and suppuration (Sopha) ♦ Abscesses (vidradhi) ♦ Cellulitis, sinuses, breast disease in women (Visarpa, nadi, stanaroga) ♦ Ulcers (vrana) ♦ Traumatic injuries (sadyaovvrana) ♦ Cystic and glandular swelling; tumours; goitre (grandhi, apaci, arbuda, galaganda) ♦ Scrotal swellings; genital inflammation and elephantiasis (vrddhi, upadamSa, slipada) ♦ Minor disorders (Ksudraroga) ♦ SUkadoSa ♦ Oral diseases (mukharoga) ♦ *Section IX: More Systemic Diseases and Related Conditions* ♦ Fevers (jvara) ♦ Diarrhea (atisara) ♦ Phthisis (Sosa) ♦ Gaseous lumps of the abdomen (gulma) ♦ Heart disease; pallor and jaundice; internal bleeding (Hrdroga, Panduroga, kamala, raktapitta) ♦ Fainting; alcoholic disorders (murccha, panatyaya) ♦ Morbid thirst; loss of appetite; regurgitation; vomiting; hiccup9trnsna, arocaka, udavarta chardi, hikka) ♦ Shortness of breath; cough; hoarse voice (Svasa, kasa, svarabheda) ♦ Worm infestation; diarrhea due to indigestion (krmiroga, visucika) ♦ *Section X: Diseases of the Head and Neck* (SaIakyatantra) ♦ Eye and eye diseases ♦ Treatment of eye diseases ♦ Eye diseases; treatment by surgical measures ♦ Diseases of the pupillary region (Drsti) ♦ Medical procedures in the treatment of eye diseases ♦ Diseases of the ear nose and head ♦ Diseases of the ear lobe following elongation ♦ *Section XI: Diseases of Planetary Origin* ♦ Children's diseases caused by junior planets (balagraha) ♦ Role of planets in the origin of disorders ♦ Seizures (apasmara) ♦ Insanity (unmada) ♦ *Section XII: Poisoning* (Visa) ♦ Poisoning ♦ Fixed and mobile poisons ♦ Snake bite (sarpadasta) ♦ Poisoning by rats and other animals (musikavisa and others) ♦ Poisoning by insects (kitavisa) ♦ *Section XIII: Medical Procedures* ♦ Lubricant therapy and fomentation (snehana, svedana) ♦ Emesis and purgation (vamana, virecana) ♦ Enemas (vasti) ♦ Complications of medical procedures ♦ Smoking, snuffing and gargling (dhuma, nasya, kavala) ♦ *Section XIV: Birth and Development of a human being* ♦ Origin of life ♦ Procreation; fetal anomalies ♦ Development of the fetus ♦ Development

of the fetus; dosa prakrti ♦ Pregnancy; delivery; neonatal care ♦ Malpresentations of the fetus (mu4hagarbha) ♦ A count of body parts ♦ Vital spots (marmas) ♦ Srotas: siras and dhamanIs ♦ *Section XV: Rules for Healthy Living* ♦ Life in harmony with seasons ♦ Warding off diseases ♦ Virile therapy (vajikarana) ♦ Rejuvenant therapy (rasayana) ♦ Epilogue ♦ Botanical names ♦ *Glossary* ♦ *Index*

2007

908 pp.


Hardback

978-81-7371-666-9

₹ 1195.00

Legacy of Vagbhata, The

M S Valiathan



Vagbhata completes the “Great Three” (Brhatrayi) of Ayurveda, with his predecessors, Caraka and Susruta. His identity and period are controversial but a major section of the scholarly community believes that he was a native of Sindh, who lived in the sixth century and wrote *Astangahrdayam* and *Astangasnagraha*. The two texts frankly acknowledge the authority of the *Samhitas* of Caraka and Susruta and closely follow in the footsteps of the earlier masters. *The Legacy of Vagbhata* is based on a study of *Astangahrdayam* and employs a thematic approach with the plentiful use of tables. As in the earlier volumes on Caraka and Susruta, great care has been taken in this volume on Vagbhata to maintain fidelity to the original text while ensuring easy readability for the students of Ayurveda, medicine and the sciences.

Content: *Section I: Ayurveda-an overview* ♦ *Section II: Healthy Living* (Svastavrtta) ♦ A code for healthy conduct (svastavrtta) ♦ Life in harmony with seasons (rtucarya) ♦ *Section III: Drinks and Food* (Dravadravya) ♦ Liquids as food (dravadravya) ♦ Food (annasvarupa) ♦ Food safety (annaraksa) ♦ Measure of food for health (matrasitiya) ♦ *Section IV: Human Body* (Sarira.) ♦ Pancabhutas as the stuff of existence

(Dravyavijnana) ♦ Tastes (rasas) ♦ Dosas, tissues (dhatus), wastes (malas) ♦ Dosas (dosabhedhiya) ♦ *Section V: Development, Structure and Functions of the Body I Sarira 1* ♦ Procreation, pregnancy and fetal development (garbhotpatti, garbhavakrantiya) ♦ Disorders of pregnancy (garbhavyapat) ♦ Body parts and functions (angavibhaga) ♦ Vital spots (marmas) ♦ *Section VI: Outline of Medical Measures (Cikitsa)* ♦ Management of perturbed dosas (dosopakrama) ♦ Increasing (brmhana, santarpana) and reducing (langhana, apatarpana) the body mass ♦ Groups of drugs for evacuative and other measures (sodhanadi group) ♦ Herbal drugs (bhesajakalpa) ♦ Lubricant therapy (snehana) ♦ Fomentation (svedana) ♦ Emesis and purgation (vamana, virecana) ♦ Emetics and purgatives; medicinal formulations; Complications (vamanakalpa, virecanakalpa) ♦ Enemas (vasti) ♦ More on enemas (vastikalpa) ♦ Nasal purging (nasya) ♦ Other procedures: smoking (dhumapana), gargling (kabala) ♦ Procedures for eye care (ascyotana, anjana) ♦ *Section VII: Outline of Surgical Measures (Salya)* ♦ Blunt instruments (yantras) ♦ Sharp instruments (sastras) ♦ Venesection (siravyadha) ♦ Removal of foreign bodies (salyaharana) ♦ Surgical operations (sastrakarma) ♦ Cauterisation (ksaragnikarma) ♦ *Section VIII: Systemic Diseases* ♦ Causation and clinical course of diseases ♦ Fevers (jvara) ♦ Pitta-induced bleeding disease (raktapitta) ♦ Cough (kasa) ♦ Shortness of breath; hiccup (svasa; hikka) ♦ Phthisis and allied conditions (sosa) ♦ Alcoholic intoxication (madatyaya) ♦ Diarrhea (atisara) ♦ Bowel disorder (grahani) ♦ Polyurias (prameha) ♦ Abscess (vidradhi) ♦ Disease of pallor (panduroga) ♦ Vata disorders (vatavyadhi) ♦ Vata-induced blood disorders, gout-like disorders (vatasonita, vatarakta) ♦ Swelling (sopha) ♦ Cellulitis (visarpa) ♦ Disease caused by suppression of physical urges (Vega) ♦ *Section IX: Health and Disease of Children (Kaumarabhraya)* ♦ Care of the newborn (balopacaraniya) ♦ Diseases of children (balamayasa) ♦ Diseases in children caused by evil spirits (balagrahas) ♦ *Section X: Superhuman power in humans (bhutavijnaniya)* ♦ *Section XI: Insanity (unmada)* ♦ *Section XII: Seizure disorder (apasmara)* ♦ *Section XIII: Poisoning (Visa)* ♦ Poisons: fixed and mobile (visa: sthavara and jangama) ♦ Snake bites (sarpavisa) ♦ Bites by insects. Spiders (Kitalutadi Visa) ♦ Poisoning by bites of rats, dogs (musika-alarkavisa) ♦ *Section XIV: Regional Disorders* ♦ Piles (arsas) ♦ Urinary obstruction (mutrakrcchra) ♦ Scrotal swelling (vrddhi) ♦ Gaseous lumps of the abdomen (gulma) ♦ Abdominal swelling (udara) ♦ Leprosy (kustha) ♦ Leucoderma (svitra) ♦ Worm

infestation (krmi) ♦ Ulcers (vrana) ♦ Fractures and dislocations (bhanga, sandhimukta) ♦ Rectal fistula (bhagandara) ♦ Glandular swellings, tumours, filarial ♦ Diseases of the genital organs (guhyaroga) ♦ Minor diseases (ksudraroga) ♦ *Section XV: Diseases of Head and Neck (Salakya)* ♦ Diseases of the ear (karnaroga) ♦ Diseases of the nose (nasaroga) ♦ Oral diseases (mukharoga) ♦ Diseases of the head (sironoga) ♦ *Section XVI: Disease of the Eye (Netraroga)* ♦ Diseases of eyelids (vartma) ♦ Diseases of the fornix, sclera and cornea (sandhi-sita-asitaroga) ♦ Vision defects (drsti) ♦ Blindness due to the disorders of lens (linganasa) ♦ Global diseases of the eye (sarvaksiroga) ♦ *Section XVII: Fatal Signs (Ritas)* ♦ Signs of imminent death (rista) ♦ Messengers, omens, dreams (duta, nimitta, svapna) ♦ *Section XVIII: Rejuvenant therapy (rasayana)* ♦ *Section XIX: Virilising therapy (Vajikarana)* ♦ *Section XX: Epilogue ♦ Index*

Available in print and e-book formats.
For details, visit www.universitiespress.com

2009	946 pp.	Hardback
978-81-7371-668-3		₹ 1195.00

Mudaliar and Menon's Clinical Obstetrics (Eleventh Edition)

Sarala Gopalan & Vanita Jain (Eds)


See page 24

BIOCHEMISTRY

NEW

Textbook of Biochemistry for Medical Students (Second Edition)

Rafi MD



This second edition of this book is extensively revised. It now covers the complete syllabus

prescribed by the Medical Council of India for the MBBS course. Although it is designed as a basic textbook for the undergraduate student, it has resource material for postgraduates and advanced learners in biochemistry and medicine.


The topics are developed in a manner that encourages the student to develop analytical ability as opposed to memory-based learning. Each chapter begins with At a glance which gives a bird's eye view of the content, thus facilitating better comprehension of the whole. At the end of each chapter, MCQs, Clinical case studies, Problem-based exercises and Riddles have been given. These will be of immense help to the students preparing for various competitive examinations in India and abroad that include USMLE, PLAB, and All India MD/MS entrance examinations.

Contents: *Preface to the Second Edition* ♦ *Preface to the First Edition* ♦ Section I: Prelude ♦ Section II: Molecules of Life ♦ Section III: Physiological Biochemistry ♦ Section IV: Metabolism ♦ Section V: Nutrition ♦ Section VI: Clinical Biochemistry ♦ Section VII: Molecular Biology and Nuclear Chemistry ♦ Section VIII: Biotechnology and Biochemical Techniques ♦ Section IX: Biochemical Perspective of Endocrinology ♦ Section X: Contemporary Topics ♦ Key to MCQs ♦ *Appendix* ♦ *Index*

2014	816 pp.	Paperback
978-81-7371-936-3		₹ 895.00

Manual of Practical Biochemistry for Medical Students (Second Edition)

Rafi MD



This book is a practical companion in biochemistry to students of MBBS and other allied sciences, and for those engaged in biochemistry laboratories. Completely revised and updated, this new edition presents the subject in a lucid style and

can be easily assimilated. The language is simple and easy to understand. The book contains relevant illustrations, tables and boxes, making it reader-friendly. The content is organised into 31 chapters of qualitative analyses and quantitative estimations, covering principles, procedures and observations followed by clinical interpretation. Specially formulated MCQs, problem-based exercises, questions relating to interpretation of laboratory data and case studies are provided to help students prepare for competitive examinations in India and abroad.

Contents: *Preface to the Second Edition* ♦ *Preface to the First Edition* ♦ Safety in the Laboratory ♦ Reactions of Carbohydrates ♦ Reactions of Lipids ♦ Reactions of Proteins ♦ Reactions of Non-protein Nitrogenous (NPN) Substances ♦ Identification of Unknown Substance of Biochemical Importance ♦ Analysis of Urine ♦ Analysis of Abnormal Constituents in Urine ♦ Qualitative Analysis of Saliva ♦ Qualitative Analysis of Gastric Juice ♦ Qualitative Analysis of Bile ♦ Qualitative Analysis of Milk ♦ Food Analysis ♦ Introduction to Clinical Biochemistry ♦ Blood Glucose ♦ Glucose Tolerance Test ♦ Blood Urea and BUN ♦ Serum and Urinary Creatinine ♦ Uric Acid ♦ Serum Total Proteins and Albumin–Globulin Ratio ♦ Cholesterol and Lipid Profile ♦ Bilirubin ♦ Aminotransferases (AST and ALT) ♦ Alkaline and Acid Phosphatases (ALP and ACP) ♦ Creatine Kinase and its Isoenzymes ♦ Amylase and Lipase ♦ Calcium and Phosphorus ♦ Serum Electrolytes ♦ Quantitative Analysis of CSF ♦ Electrophoresis ♦ Chromatography ♦ Spectroscopic Examination of Hemoglobin and its Derivatives ♦ Radioimmunoassay and Enzyme-linked Immunosorbent Assay ♦ Question Bank in Practical Biochemistry ♦ Multiple Choice Questions (MCQs) in Practical Biochemistry ♦ Problem-solving Exercises, Interpretation of Laboratory Data and Case Studies in Practical Biochemistry ♦ Test Procedures for Qualitative and Quantitative Experiments in a Nutshell for Ready Reference in Examinations ♦ *Index*

2014	236 pp.	Paperback
978-81-7371-934-9		₹ 225.00

Textbook of Basic and Clinical Immunology

Sudha Gangal & Shubhangi Sontakke

See page 10

FORTHCOMING

Textbook of Molecular Biology

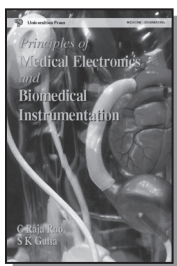
Channarayappa

The study of molecular biology should proceed from an understanding of the flow of information through the genetic systems in cells. This approach, or through the 'central dogma', provides a firm grasp of the molecular processes that are involved in various cellular operations like protein synthesis and cancer mutagenesis.

BIOMEDICAL SCIENCES

Principles of Medical Electronics and Biomedical Instrumentation

C Raja Rao & S K Guha



The book caters primarily to the syllabi of Medical Electronics and Biomedical Instrumentation courses at the B.Tech. and M.Tech. levels in Engineering, Applied Physics and also serves the needs of AMIE (Section-B) students as well as Polytechnic students. For Medical and Paramedical personnel, this book is useful as a reference and for the electronics engineer and technician, the book will serve as a bridge to the medical world they will be serving. Chapters on Biotelemetry, Computer Applications in Medicine, and the Hospital and Medical Electronics Department are some of the highlights of this book.

Contents: *Introduction* ♦ Human cell-action potentials ♦ Basis of bioelectric potentials ♦ Biopotential electrodes ♦ Transducers for biomedical applications ♦ Biomedical amplifiers ♦ Principles of recorders for recording bioelectric events ♦ Electrocardiography ♦ Electroencephalography ♦ Electromyography ♦ Respiration ♦ Special techniques

for measurements of nonelectrical biological parameters ♦ Electronic instruments for affecting the human body ♦ Biotelemetry ♦ Patient monitoring and intensive care system ♦ Patient safety and electromedical equipment ♦ Computer applications in medicine ♦ The hospital and the medical electronics department ♦ *Bibliography* ♦ *Index*

2000

288 pp.


Paperback

978-81-7371-257-9

₹ 325.00

Short Introduction to Biomedical Engineering, A

S N Sarbadhikari



Bioengineering is the application of electrical, mechanical, chemical, optical and other engineering principles to understand, modify or control biological systems, and also to design and manufacture products for monitoring physiological functions, assisting in diagnoses, assessing prognoses and helping in the treatment of patients. This book presents a bird's eye view of the important components of biomedical engineering for the benefit of undergraduate and postgraduate students. It also provides a glimpse of the emerging trends in biomedical engineering like telemedicine and the wider use of computers in health care.

Contents: *Forward* ♦ *Preface* ♦ *Section I:* Bioinstrumentation ♦ Origin of Biopotentials, Electrodes, Transducers and Amplifiers ♦ Some important Biomedical Equipment ♦ Biotelemetry ♦ *Section II:* Electrophysiological Signal Analysis and Processing ♦ Interaction of signals in the Neuromuscular System and their Models I ♦ Acquisition, Digitisation, Storing and display of some important Biomedical signals ♦ Some Signal Processing Tools ♦ Methods of Medical Data Acquisition, Analysis, Compression and Monitoring ♦ *Section III:* Biomechanics ♦ Properties and Models

of Bones ♦ Biomechanics of Implant tissues ♦ Sports Biomechanics ♦ *Section IV:* Biomaterials ♦ Structure and Properties of some biological materials ♦ Properties Compatibility Characteristics and Performance of Implants ♦ Structural Properties of synthetic Biomaterials and their use as Biomaterial Substitutes ♦ *Section V:* Kinesiology and Biological Control ♦ Kinesiology of Human Musculoskeletal System, Orthopedic Biomechanics, Locomotion Analysis ♦ Biomechanics of Human Motion and control interfaces with Application to Limb Orthotics and Prosthetics ♦ Principles of Feedback control and Fluid (Blood/Air) Mechanics in Biology ♦ *Section VI:* Imagology ♦ Ultrasonography, Colour Doppler ♦ X-rays, CT and other scanners ♦ *Section VII:* Computers in Medicine and Healthcare ♦ Medical Informatics ♦ *Section VIII:* Biostatistics ♦ Basic Statistical Methods for Analysing Biomedical Data ♦ *Section IX:* Safety, Planning and Ethical Issues ♦ Safety Measures for Biomedical Equipment ♦ Planning Biomedical Instrumentation for Diagnosis, Therapy and Rehabilitation ♦ Social and Ethical issues related to Biomedical Engineering ♦ *Appendix 1* ♦ *Appendix 2* ♦ *Appendix 3* ♦ *Appendix 4*


Distributed worldwide (except India) by CRC Press LLC, USA, Taylor and Francis Group

2006	276 pp.	Paperback
978-81-7371-558-7		₹ 310.00

NEW

Textbook of Basic and Clinical Immunology

Sudha Gangal & Shubhangi Sontakke



This book has been written keeping in mind the needs of the Indian student and curriculum. The content is exhaustive and cannot be found in any single textbook, Indian or foreign. Its uniqueness is the packaging of the basic and the clinical aspects of immunology in a single book.

The purpose of creating this book is:

- To put forth the concepts involved in immunology in as simplified a manner as possible for the students whose first language is not English
- To reduce to the minimum, description of animal experiments so elegantly conducted to explain the several important concepts (This was intentionally done to avoid confusion amongst students who are not exposed to animal science—basically the book gives more weightage to human immunology)
- To include immunology of diseases commonly encountered in South-East Asian countries, so that students of medicine will grasp the basic complexities of the diseases they encounter

The book is thematically divided into two sections.

The first sixteen chapters deal with basic immunology. This part deals with development and maturation of cells of the immune system, molecular basis of diversity of immune response, movement of cells to the site of infection directed by soluble mediators, functions of effector cells and molecules, and careful control of harmful effects of activated immune effectors. Chapter 17 is entirely devoted to the principles of laboratory techniques used in immunology.

The second part, covered in ten chapters, deals with immune response to infectious and non-infectious diseases such as cancer, autoimmune diseases, allergy (hypersensitivity) and diseases caused by mutations occurring during several developmental steps in the complex process of maturation of immune response, giving rise to immunodeficiency diseases. While dealing with the problems in the life-saving procedure of allogeneic transplantation, a special section is devoted to the development of new biologics such as engineered monoclonal antibodies and fusion proteins, future applications of derivatized stem cells and other genetic engineering applications.

Contents: Introduction to Immunology ♦ Innate Immunity ♦ Cells of the Immune System ♦ Organs of the Immune System ♦ Antigens ♦ Antibodies ♦ Antigen Presenting Cells, Antigen Processing and Presentation ♦ Major Histocompatibility Complex ♦ B cells: Maturation, Activation, Proliferation and Differentiation ♦ Immunoglobulin Gene Rearrangement ♦

T Cell Maturation, Activation and Differentiation
 ♦ T Cell Receptor ♦ Cytokines, Chemokines and their Receptors ♦ Cell Signalling and Trafficking ♦ The Complement System ♦ Effector Mechanisms ♦ Principles and Applications of Laboratory Tests in Immunology ♦ Monoclonal Antibodies: Production and Applications ♦ Immunology of Bacterial Diseases ♦ Immunology of Viral Diseases ♦ Immunology of Parasitic Diseases ♦ Transplantation Immunology ♦ Tumour Immunology ♦ Tolerance and Autoimmunity ♦ Hypersensitivity ♦ Acquired and Inherited Immunodeficiency Diseases ♦ Vaccines ♦ *Appendix I: Selected markers of human Cluster of Differentiation (CD)* ♦ *Appendix II: Cytokines and growth factors: Sources and functions* ♦ *Appendix III: Chemokines, receptors and functions Cells expressing chemokine receptors* ♦ *Appendix IV: Answers to objective questions and MCQs*

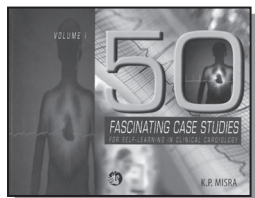
Available in print and e-book formats.
 For details, visit www.universitiespress.com

2013	572 pp.	Paperback
978-81-7371-829-8		₹ 800.00

CARDIOLOGY

50 Fascinating Case Studies

K P Misra



This book is an excellent tool for learning clinical cardiology. It presents real-life cases and clinical problems in cardiology, and by using an interesting mix of x-rays, ECGs and case presentations, it illustrates in each case, a principle or concept likely to be missed, thereby resulting in misdiagnosis or missed diagnosis!

Each problem is presented on a fresh page and the diagnosis is arrived at through a series of analytical steps (given on the reverse), thus giving the learner ample opportunity for self-learning.

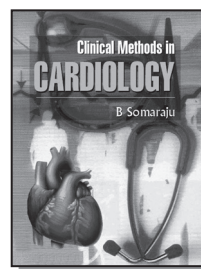
Volume 1		Paperback
2006	112 pp.	
978-81-250-3011-9		₹ 325.00

Volume 2		Paperback
2006	112 pp.	
978-81-250-3012-6		₹ 325.00

Volume 3		Paperback
2007	128 pp.	
978-81-250-3206-9		₹ 325.00

Clinical Methods in Cardiology

B Soma Raju



Of late there have been dramatic breakthroughs in basic research, exciting results of major clinical trials, and new diagnostic and therapeutic devices. However, in order to effectively use these devices, the physician needs to keep two basic factors in mind: understand the fundamentals of the history and physical examination (rather than rely blindly on technology) and be aware of the unique patient-care issues of different regions of the globe.

This book addresses both issues in an outstanding manner. The author brings his enormous wealth of clinical experience to this book, which is an exposition of his basic thesis that the clinical evaluation of the patient forms the foundation upon which the management of the patient is built.

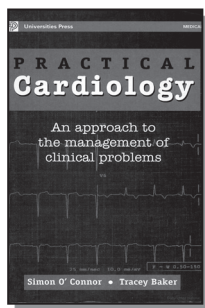
Content: The Science and Art of Medicine ♦ Patient Presentations ♦ Cardiovascular Diagnosis ♦ Functional Categorization of Cardiovascular Disability ♦ Cardiovascular Dynamics: Basic Considerations ♦ The Patient's History ♦ Evaluation of Chest Pain: Diagnostic and therapeutic Implications ♦ Dyspnea ♦ Syncope ♦ Palpitation ♦ Fever in a Patient with Heart Disease ♦ The Arterial Pulse ♦ Blood Pressure ♦ The Jugular Venous Pulse ♦ The Cardiac Impulse ♦ Auscultation of the Heart ♦ The First Heart Sound ♦ The Second Heart Sound ♦ The Third Heart Sound ♦ The Fourth Heart Sound ♦ Ejection and Non-ejection Clicks ♦ Heart Murmurs ♦ Systolic Murmurs

♦ Diastolic Murmurs ♦ Continuous Murmurs ♦ The Pericardial Rub ♦ Approach to Auscultation ♦ *Index*

2002 524 pp. Paperback
978-81-7371-657-7 ₹ 650.00

Practical Cardiology: An Approach to the Management of Clinical Problems

Simon O' Connor & Tracey Baker



Every General Practitioner needs to be well-informed and up-to-date in the critical area of cardiology, one of the fastest changing medical specialities.

This book is designed to do just that, and will be equally useful to teachers and senior medical students. Cardiologist Simon O'Connor and general practitioner Tracey Baker have collaborated to provide a problem-solving and rational approach to the symptoms and problems which patients present. Explanations of current cardiology investigations and their interpretation are given. Guidance on management emphasises careful history taking, physical examination and appropriate investigations and treatment. Each chapter deals with a different cardiology problem (eg, risk factors), symptom (eg, chest pain), or abnormal physical findings (eg, a murmur).

An important feature is that the reader is brought up-to-date with the great advances that have recently occurred in the management of hospital inpatients.

Well organised and accessible, *Practical Cardiology* is copiously illustrated with ECGs, scans, x-rays, line drawings and photographs. Tables present concise material for easy reference and there are useful summaries and lists of points to remember.


Contents: *Foreword ♦ Preface ♦ List of abbreviations ♦ Cardiac Risk Factors ♦ Hypertension ♦ The Patient*

with Chest Pain ♦ The Revascularisation Patient ♦ The Patient with Palpitations ♦ The Patient with Dyspnoea ♦ The Patient with a Murmur ♦ Other Problems ♦ *Index*

2002 524 pp. Paperback
978-81-7371-379-8 ₹ 295.00

Primer of ECG, A (Second Edition)

K P Misra



For over a decade, *A Primer of ECG* has served as an invaluable guide in helping students master the principles and applications of electrocardiography (ECG). This book, considered a classic in the field, explains the fundamentals of ECG and its interpretation as well as the common errors in interpretation. With over 40 years of experience in teaching and practising medicine and cardiology, K. P. Misra uses his unique flair and exhaustive knowledge to make this subject simple and easy to understand. The numerous illustrations support the text and enable greater clarity and understanding. This second edition of the book has been updated to reflect current thinking and aims to better serve the needs of students, practitioners and physicians.

Special Features: Simple language ♦ Updated chapters ♦ Numerous illustrations to enhance clarity ♦ Many examples and case studies

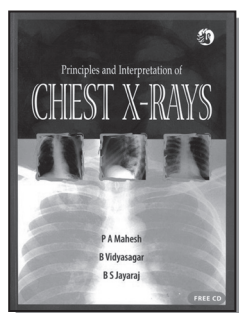
Contents: The History and Development of Electrocardiography ♦ Anatomy of the Electrocardiogram ♦ Electrical Axis, Position and Rotation of the Heart ♦ Chamber Enlargements ♦ Bundle Branch Blocks and Fascicular Blocks ♦ Heart Block ♦ Ischemic Heart Disease ♦ Arrhythmias ♦ Drugs and Electrolytes ♦ Congenital Heart Disease ♦

The Magic of ECG ♦ Artifacts in ECG ♦ Treadmill Test ♦ Computer Confusion ♦ Index

2010 168 pp. Paperback
978-81-7371-687-4 ₹ 395.00

Principles and Interpretation of Chest X-Rays

P A Mahesh, B Vidyasagar & B D Jayaraj



This book is meant for students of medicine and radiology, and practitioners. It has nearly 400 x-rays including some very rare ones. Both normal and abnormal x-rays are shown and analysed. The discussion of abnormal x-rays in the clinical case study format (under the headings: site of disease, pathology and etiology) is the unique feature of this book. A brief quiz at the beginning and end of each section stimulate the reader and confirm understanding of the principles. A special chapter on cardiac shadows is also provided. A free CD provided within the book contains some of the important x-rays from the book, for detailed perusal.

Contents: Introduction to Chest X – ray Diagnosis ♦ Clinical Interpretation of Chest X – rays ♦ Chest X – rays and the Heart ♦ Answers to Quiz ♦ Index


*Distributed worldwide (except India)
by Anshan Limited, UK*

2009 176 pp. Paperback
978-81-7371-701-7 ₹ 450.00

FORENSIC MEDICINE

Forensic Medicine (Second Edition)

P V Guharaj & M R Chandran



This book is written mainly with the medical undergraduate in mind, but should also prove to be a useful reference for postgraduate students and practitioners. Both the theory and practice of forensic medicine and clinical toxicology have been given case perspectives. Detailed references have been provided at the end of each chapter.

Contents: Legal Procedure in India ♦ Personal Identity ♦ Death: Its Diagnosis and Changes that Follow ♦ Sudden Death ♦ The Medicolegal Autopsy ♦ Examination of Mutilated and Skeletal Human Remains and Exhumation ♦ Mechanical Injuries ♦ Regional Injuries ♦ Medicolegal Aspects of Wounds ♦ Traffic Accidents ♦ Asphyxial Deaths ♦ Injuries from Physical Agents ♦ Death from Starvation ♦ Virginity, Sex Offences, Paraphilias and Indecent Assault ♦ Impotence, Sterility, Artificial Insemination, Sexual Sterilisation and Legitimacy and Paternity ♦ Pregnancy, Miscarriage and Delivery ♦ Infant Deaths ♦ Blood, Semen and other Biologil;al Materials ♦ Forensic Psychiatry ♦ Deaths and Complications from Anesthesia and Surgery ♦ The Law and Ethics of Medical Practice ♦ General Considerations of Poisoning ♦ Corrosive Poisons ♦ Metal Poisoning ♦ Poisonous Plants ♦ Drugs of Intoxication and Dependence ♦ Insecticides and Rodenticides Irrespirable ♦ Gases ♦ Poisonous Snakes, Arthropods and Insects ♦ Food Poisoning ♦

Collection and Preservation of Biological Evidence
♦ *Appendices* ♦ *Index*


Available in print and e-book formats.
For details, visit www.universitiespress.com.

2003	472 pp.	Paperback
978-81-7371-682-9		₹ 595.00

GENETICS

Essentials of Human Genetics (Fifth Edition)

Manu L Kothari, Lopa A Mehta &
Sadhana S Roychoudhury



Genetics has become an integral part of medical teaching at undergraduate and postgraduate levels. It is a science where conceptual and terminological changes occur every day. This book provides information about various aspects of human genetics in a brief, simple, comprehensive yet interesting manner so as to sustain and drive the interest and enthusiasm of the reader.

The two main parts of the book, principles of genetics and applications of genetics, strive to provide current, relevant information in a clear and concise form. The new edition contains updated text detailing new advances in DNA replication and gene expression, detailed illustrations and examples, chapter summaries and a comprehensive glossary.

Special Features: Fully revised and updated ♦ New techniques explained ♦ Latest advances in molecular genetics, DNA replication and gene expression included ♦ Comprehensive glossary ♦ New examples and colour illustrations ♦ Concise summaries

Contents: *Section I:* Principles of Genetics: An Introduction to Human Genetics ♦ The Cell

www.universitiespress.com


♦ Cytogenetics: The Chromosomal Basis of Inheritance ♦ The Genetic Basis of Inheritance ♦ Modes of Inheritance ♦ Genetic Basis of Variation: Polymorphism and Mutation ♦ Population Genetics ♦ *Section II:* Applications of Genetics: Immunogenetics and Blood Groups ♦ Development Genetics ♦ Medical Genetics ♦ Biochemical Genetics ♦ The Genetic Basis of Cancer ♦ Clinical Genetics ♦ Laboratory Genetics ♦ *Appendix* ♦ *Glossary* ♦ *Index*

2009	502 pp.	Paperback
978-81-7371-647-8		₹ 550.00

MEDICINE

MRCOG Part 2: A Structured Approach

Pranathi Reddy & Uma Ram



The MRCOG Part 2 exam is held in London and is a requirement for all obstetricians and gynecologists planning to work in the UK, however briefly. Candidates from the sub-continent are often at a disadvantage because they are not familiar with the UK health care system and the pattern of the exam, which is very different from the exam in India.

Special Features: A CD with viva recording for practice, along with feedback. No other book has this feature. ♦ All parts of the exam covered: essays, MCQs, EMQs and OSCEs ♦ Systematic, stepwise and thorough coverage of topics ♦ Special tips for overseas candidates ♦ Learning resources ♦ Art paper and colour printing: high quality production

Contents: Essays ♦ *Module 1:* Communication ♦ *Module 2:* Audit ♦ *Module 3:* Clinical Risk Management ♦ *Module 4:* Critical Appraisal ♦ *Module 5:* Data Interpretation ♦ *Module 6:*

Instruments ♦ *Module 7: Prioritisation* ♦ *Module 8: Structured Viva*

2007	284 pp.	Paperback
978-81-250-3360-8		₹ 525.00

NEW

Textbook of Basic and Clinical Immunology

Sudha Gangal & Shubhangi Sontakke

See page 10

Textbook of Medicine

R S Vasani & Sudha Seshadri

This book offers a comprehensive coverage of medicine for undergraduate medical students in a simple but exhaustive manner. The subject has been divided into systematic sub-sections and discussed with special reference to our country. Tables, illustrations and emergencies are useful adjuncts.

Contents: Medicine as an Art and a Science ♦ Decision-making in Clinical Medicine ♦ Genetics and Molecular Biology ♦ Clinical Pharmacology ♦ Nutrition Related Disorders ♦ Fluid and Electrolyte Disturbance ♦ Imaging in Medical Disorders ♦ Infectious Diseases ♦ Disorders of the Nervous System ♦ Psychiatric Diseases ♦ Disorders of the Respiratory System ♦ Disorders of the Cardiovascular System ♦ Disorders of the Gastrointestinal and Hepatobiliary System ♦ Renal Diseases ♦ Disorders of the Hematopoietic System ♦ Endocrine and Metabolic Disorders ♦ Disorders of Immune Function and Connective Tissues ♦ Poisoning and Diseases due to Environmental Agents ♦ Occupational Health ♦ Pregnancy-related Medicine ♦ Computers in Medicine ♦ *Appendix A: Performance of Procedures* ♦ *Appendix B: Biochemical Values* ♦ *Bibliography* ♦ *Index*

Available in e-book format only.
For details, visit www.universitiespress.com


1998	1387	Paperback
978-81-250-1266-5		₹ 495.00

MICROBIOLOGY

Ananthanarayan and Paniker's Textbook of Microbiology

(Ninth Edition)

Arti Kapil (Ed.)



This famous textbook was conceived in the early 1970s by two of the renowned Indian educators and professors of Microbiology. The first edition, published in 1978, was a masterpiece of clarity and uniformity of style. Although the format and presentation have seen many changes in the eight subsequent editions, the authors' original vision and objectives remain. More than three and a half decades after its first publication, the book continues to inform and educate students and teachers.

The ninth edition has been completely updated and revised. In accordance with advances in the field, the sections on Immunology, Mycology and Clinical Microbiology have been given due prominence. To better prepare students for clinical situations, case studies, approach to treating common diseases and algorithms and flowcharts have been included. Practice questions that mirror those that frequently appear in examinations have been provided at the end of every chapter.

The presentation and layout has been tailored to help students absorb information quickly, as greater demands are placed on their time. Illustrations and photographs have been improved to enable ease of learning and retention of information.

Contents: *Part I:* General Microbiology: ♦ Introduction and Bacterial Taxonomy ♦ Morphology and Physiology of Bacteria ♦ Sterilisation and Disinfection ♦ Culture Media ♦ Culture Methods

♦ Identification of Bacteria ♦ Bacterial Genetics
 ♦ *Part II: Immunology: Infection ♦ Immunity*
 ♦ Antigens ♦ Antibodies—Immunoglobulins ♦
 Antigen–Antibody Reactions ♦ Complement
 System ♦ Structure and Functions of the Immune
 System ♦ Immune Response ♦ Hypersensitivity ♦
 Immunodeficiency Diseases ♦ Autoimmunity ♦
 Immunology of Transplantation and Malignancy
 ♦ Immunohematology ♦ *Part III: Bacteriology*
 ♦ Staphylococcus ♦ Streptococcus ♦ Streptococcus
 Pneumoniae ♦ Neisseria ♦ Corynebacterium ♦
 Bacillus ♦ Anaerobic Bacteria I: Clostridium ♦
 Anaerobic Bacteria II: Non-sporing Anaerobes
 ♦ Enterobacteriaceae I: Coliforms–Proteus ♦
 Enterobacteriaceae II: Shigella ♦ Enterobacteriaceae
 III: Salmonella ♦ Vibrio ♦ Pseudomonas ♦ Yersinia,
 Pasteurella, Francisella ♦ Haemophilus ♦ Bordetella
 ♦ Brucella ♦ Mycobacterium I: M.tuberculosis ♦
 Mycobacterium II: Non-Tuberculous Mycobacteria
 (NTM) ♦ Mycobacterium III: M.leprae ♦ Spirochetes
 ♦ Mycoplasma ♦ Actinomycetes ♦ Miscellaneous
 Bacteria ♦ Rickettsiaceae ♦ Chlamydiae ♦ *Part*
IV: Virology ♦ General Properties of Viruses
 ♦ Virus–Host Interactions: Viral Infections ♦
 Bacteriophages ♦ Poxviruses ♦ Herpesviruses ♦
 Adenoviruses ♦ Picornaviruses ♦ Orthomyxoviruses
 ♦ Paramyxoviruses ♦ Arboviruses ♦ Rhabdoviruses
 ♦ Hepatitis Viruses ♦ Miscellaneous Viruses ♦
 Oncogenic Viruses ♦ Human Immunodeficiency
 Virus: AIDS ♦ *Part V: Medical Mycology* ♦ General
 Aspects ♦ Superficial and Subcutaneous Mycoses
 ♦ Systemic and Opportunistic Mycoses ♦ *Part VI:*
Applied Microbiology ♦ Normal Microbial Flora of the
 Human Body ♦ Bacteriology of Water, Air, Milk and
 Food ♦ Laboratory Control of Antimicrobial Therapy
 ♦ Immunoprophylaxis ♦ Healthcare-associated
 Infections ♦ Biomedical Waste Management ♦
 Emerging and Re-emerging Infections ♦ Recent
 Advances in Diagnostic Microbiology ♦ *Part VII:*
Clinical Microbiology ♦ Bloodstream Infections ♦
 Respiratory Tract Infections ♦ Meningitis ♦ Urinary
 Tract Infections ♦ Sexually Transmitted Infections ♦
 Diarrhea and Food Poisoning ♦ Skin and Soft Tissue
 Infections ♦ Pyrexia of Unknown Origin ♦ Zoonoses
 ♦ *Further Reading* ♦ *Index*

Available in print and e-book formats.
 For details, visit www.universitiespress.com.

2013	720 pp.	Paperback
978-81-7371-889-2		₹ 725.00

NEW


Textbook of Basic and Clinical Immunology

Sudha Gangal & Shubhangi Sontakke

See page 10

**Textbook of Medical Parasitology, A
(Second Edition)**

R Panjarathinam



This book is a detailed study of parasites and their relations with their hosts and includes a discussion of the diseases caused by parasites and their treatment.

Special features: Six pages of colour photographs have been included. The book is generously illustrated with new line drawings. ♦ A detailed summary is given at the end of relevant chapters. ♦ Questions and answers have also been provided on all major topics. ♦ A glossary of technical terms has been included, to provide quick reference. ♦ Information has been updated in this edition. e.g., a spectrum of parasitic opportunists found in association with the human immunodeficiency virus (HIV) infection have been looked at, and chapters discussing immunoparasitology, recent parasitic serology, culture media, free living amebae, microsporidia and tumour associated parasites have been included. ♦ New topics such as pseudoparasites, stool and blood examinations, serological tests, treatment, signs and symptoms of parasitic diseases, parasites of various organs and common parasites prevalent in India, have also been added.

Contents: General Introduction ♦ Protozoa ♦ Rhizopoda ♦ Zoomastigophorea ♦ Sporozoa ♦ Ciliata (Balantidium coli) ♦ Cestodes ♦ Class Trematoda ♦ Class Nematoda ♦ Immunoparasitology ♦ Parasitisms–Occurrence, Symptoms and Treatment

♦ vectors and Diseases ♦ Laboratory Examinations ♦ Culture Media ♦ *Appendix* ♦ *Index*


Available in print and e-book formats.
For details, visit www.universitiespress.com

2007	392 pp.	Paperback
978-81-250-3159-8		₹ 450.00

NURSING

Nursing Foundations: Principles and Practices

Mary Sulakshini Immanuel



This book covers the complete undergraduate syllabus for Nursing Foundations prescribed by the Indian Nursing Council. The book will serve the purpose of an ideal text as well as a ready reference during clinical practice. The book is also useful for healthcare professionals and managers who would like to know how patients should be cared for. Nursing procedures are explained with step-by-step procedures, with emphasis on critical thinking. Learning objectives, essay questions, MCQs and short answer questions at the end of each chapter, a glossary of key terms and model question papers have been included.


Contents: Introduction to Health ♦ Nursing—Professional Practice ♦ The Nursing Process ♦ Communications and the Nurse–Patient Relationship ♦ Admission, Transfer, Discharge and Documentation ♦ The Hospital Environment ♦ Mobility and Immobility, Range of Motion and Body Alignment ♦ Personal Hygiene ♦ Providing Comfort, Rest and Sleep ♦ Care of Equipment and Supplies ♦ Meeting Elimination Needs ♦ Meeting Nutritional Needs ♦ Meeting Psychosocial and Spiritual Needs ♦ Assessing Diagnostic Measures ♦ Application of Heat and Cold ♦ Administration of Medication ♦ Special

Medical Procedures ♦ Special Surgical Procedures ♦ Fluid, Electrolyte and Acid–Base Imbalances: Basic Concepts and Intervention ♦ Meeting the Special Needs of Patients ♦ Nursing Care Plans ♦ Model Question Papers ♦ *Answer Key* ♦ *Index*

2014	656 pp.	Paperback
978-81-7371-935-6		₹ 450.00

Bhatia and Craig's Elements of Psychology and Mental Hygiene for Nurses in India (Third Edition)


Aruna Balachandra (Ed.)



The third edition of this popular nursing title will be a thoroughly updated version. It is designed with the *Indian Nursing Council (INC)* syllabus in mind and is meant for students of the B.Sc Nursing course. New diagrams and flowcharts will be added. Chapters on Heredity and Genetics, Emotions and Stress and Attention and Perception will also be included.

Ananthanarayan and Paniker's Textbook of Microbiology for Nurses

Mary S Mathews & Ruth H Ashbee (Eds)



For over thirty years, *Ananthanarayan and Paniker's Textbook of Microbiology* has guided students through the complex and absorbing world of microbiology. In this book, their

knowledge and insight into this subject have been distilled to help nursing students care for and manage patients affected by these microbes.

This book is specifically aimed at nursing students in India, and the diseases covered, immunisation schedules, procedures for disposal of waste and other information, which may vary between countries, is focussed on the Indian scenario. Two sections, in particular, highlight this orientation:

The *Parasitology* section, which comprises Protozoa and Helminths, has been comprehensively illustrated, with new, vibrant structure and life cycle images which would help nurses understand the pathogenesis of diseases caused by these organisms.

The final section of the book, *Clinical and Hospital Microbiology*, deals with standard and desirable nursing practices, such as hand hygiene and antiseptic procedures for the collection and transport of specimens from the patient to the laboratory. These play an important role in reducing/preventing the spread of infection, both in the hospital and in the community.

Special Features: Oriented to the BSc Nursing course, as per the Indian Nursing Council (INC) syllabus ♦ Emphasises standard and desirable nursing practices ♦ New figures and illustrations ♦ Simple language ♦ Essay, short note and short answer questions ♦ Reader-friendly layout

Contents: *I:* Introduction to Microbiology ♦ Historical Introduction ♦ Structure and Function of Bacteria ♦ Bacterial Growth and Cultivation ♦ Microscopy and Staining ♦ Sterilisation and Disinfection ♦ Antimicrobial Chemotherapy ♦ Molecular Microbiology ♦ *II:* Immunology ♦ Infection and Immunity ♦ Overview of the Structure and Functions of the Immune System ♦ Antigens and Antibodies ♦ Antigen–Antibody Reactions ♦ Hypersensitivity Reactions ♦ Vaccines and Immunisation ♦ *III:* Systematic Bacteriology and Systems-based Microbiology ♦ Staphylococci ♦ Streptococci ♦ Bacillus and Clostridium ♦ Non-fermenting Gram-negative Bacilli ♦ Mycobacteria ♦ Spirochaetes ♦ Urinary Tract Infections ♦ Respiratory Tract Infections ♦ Meningitis ♦ Gastrointestinal Tract Infections ♦ Enteric Fever: Salmonella ♦ Bacillary Dysentery: Shigella ♦ Sexually Transmitted Infections ♦ Uncommon Bacterial Infections ♦ *IV:* Virology ♦

General Properties of Viruses ♦ Hepatitis Viruses ♦ Human Immunodeficiency Virus and AIDS ♦ Poliomyelitis and Rabies ♦ Exanthematous Fevers and Viral Gastroenteritis ♦ Arboviruses and Emerging Viral Infections ♦ *V:* Parasitology ♦ Protozoa ♦ Helminths ♦ *VI:* Mycology ♦ Medical Mycology ♦ *VII:* Clinical and Hospital Microbiology ♦ Normal Microbial Flora of the Human Body ♦ Microbiology of Water, Milk and Air ♦ Hospital-acquired Infections (Nosocomial Infections) ♦ Opportunistic Infections ♦ Collection and Transport of Specimens for Microbiological Investigations ♦ Laboratory Diagnosis of Infectious Diseases ♦ Biomedical Waste Management ♦ Infection Control and Precautions in Patient Care ♦ Prevention of Infections in Healthcare Workers ♦ *Index*

2010	312 pp.	Paperback
978-81-7371-718-5		₹ 295.00

Achar's Textbook of Pediatrics (Fourth Edition)

Swarna Rekha Bhat (Ed.)

See page 31

Essential Obstetrics: Textbook for Undergraduates

Asha Oumachigui, S Soundara Raghavan &
S Habeebullah

See page 21

Essentials of Human Genetics (Fifth Edition)

Manu L Kothari, Lopa A Mehta &
Sadhana S Roychoudhury

See page 14

Handbook of Obstetric and Gynecologic Emergencies

S Arulkumaran, K Bhasker Rao,
Mala Vijayakrishnan

See page 22

Introduction to Medical Microbiology

R Ananthanarayan

This basic textbook for nurses and paramedical personnel covers briefly and lucidly the essentials of medical microbiology and its related

subjects: parasitology, entomology, mycology, immunology, bacteriology and virology. The book is illustrated with clearly labelled line-drawings, diagrams and photographs and the language is simple and basic. Due emphasis has been given throughout to applied aspects and to problems special to the developing countries.

Contents: Introduction and History ♦ General Characteristics of Bacteria ♦ Sterilisation and Disinfection ♦ Infection ♦ Immunity ♦ Hypersensitivity and Autoimmunity ♦ Normal Microbial Flora of the Body ♦ Common Pathogenic Bacteria ♦ Bacilli ♦ Spirochaetes ♦ Mycoplasma ♦ Rickettsiae ♦ Chlamydiae ♦ Viruses ♦ Fungi ♦ Parasitology ♦ Entomology ♦ Rodents ♦ Chemotherapy and Chemoprophylaxis ♦ Nosocomial Infections ♦ Blood Transfusion ♦ The Bacteriology of Air ♦ The Bacteriology of Water ♦ The Bacteriology of Milk ♦ The Bacteriology of Food ♦ Immunoprophylaxis ♦ Collection and Transport of Specimens ♦ *Appendix 1:* Period of incubation of common diseases ♦ *Appendix 2:* Examination of blood for parasites ♦ *Appendix 3:* Examination of stools for parasites ♦ *Index*

1990	182 pp.	Paperback
978-81-7371-638-6		₹ 225.00

Mudaliar and Menon's Clinical Obstetrics (Eleventh Edition)

Sarala Gopalan & Vanita Jain (Eds)

See page 24

Practical Neonatal Care

Lalitha Krishnan


See page 27

OBSTETRICS AND GYNECOLOGY

NEW

Common Obstetrical and Gynecological Conditions: A Clinical Management Handbook

U K Ghosh



This handbook is aimed at medical students and practitioners of obstetrics and gynecology who require a handy, easily portable, clinical manual that provides all the information they need to manage patients on a day-to-day basis. Covering the fundamentals of the subject, while ensuring a strong clinical orientation, this book includes all the obstetric and gynecological conditions frequently seen in the Indian context. It also provides many tables, flow charts and other visual elements, which enhance ease of reading and comprehension.


Contents: Foreword by Sudha Prasad ♦ Foreword by Sunita Goyal ♦ Preface and Acknowledgements ♦ List of Abbreviations ♦ Hypertension in Pregnancy ♦ Antepartum Hemorrhage ♦ Intrauterine Fetal Death ♦ Recurrent First and Second Trimester Pregnancy Loss ♦ Ectopic Pregnancy ♦ PROM and PPROM ♦ Preterm Labour ♦ Anemia in Pregnancy ♦ Vaginal Birth after Cesarean Section ♦ HIV in Pregnancy ♦ Pregnancy in Rh-negative Women ♦ Management of Normal Labour and Delivery ♦ Management of Breech Presentation ♦ Postpartum Hemorrhage ♦ Fetal Growth Restriction ♦ Gestational Trophoblastic Diseases (Hydatidiform/Vesicular Mole) ♦ Blood Transfusion in Obstetrics ♦ Abnormal Uterine Bleeding ♦ Fertility Assessment and Treatment (Infertility) ♦ Pelvic Organ Prolapse ♦ Pelvic Inflammatory Disease ♦ Polycystic Ovarian Syndrome ♦ Cervical Intraepithelial Neoplasia ♦ Carcinoma Cervix ♦ Endometrial Carcinoma ♦ Endometriosis ♦ Overactive Bladder Syndrome ♦

Ovarian Cysts/Adnexal Mass ♦ Commonly Used Drugs in Obstetrics and Gynecology ♦ *Index*

2014 244 pp. Paperback
978-81-7371-937-0 ₹ 425.00

Antenatal and Intrapartum Fetal Surveillance

Sir Sabaratnam Arulkumaran, Jaydeep Tank, Rohana Haththoutuwa & Parikshit Tank (Eds)



Surveillance of the fetus is practised by obstetricians and midwives on a daily basis to prevent stillbirth and neonatal death. Yet, there is no specific book to cover this area of practice. *Antenatal and Intrapartum Fetal Surveillance* fills this gap – it covers the knowledge.

A comprehensive reference text, the book discusses the use of biochemical and ultrasound markers for screening of genetic, chromosomal and anatomical malformations. It also covers fetal movements, heart rate monitoring, Doppler blood flows, fetal blood sampling, fetal oxygen saturation and fetal ECG waveform analysis to diagnose hypoxia. Recent developments as well as advanced technologies for the future are also dealt with.

Contents: *Section A:* Antepartum Surveillance ♦ Antenatal Fetal Surveillance: some for all, more for those at risk ♦ Screening and Diagnosis of Chromosomal and Genetic Abnormalities of the Fetus ♦ Screening and Diagnosis of Anatomical Abnormalities of the Fetus ♦ Fetal Growth ♦ Fetal Movements ♦ Antenatal Cardiotocography ♦ Amniotic Fluid Index ♦ Biophysical Profile □ Doppler Velocimetry ♦ *Section B:* Intrapartum Surveillance ♦ Intermittent Auscultation ♦ Admission CTG ♦ Electronic Fetal Monitoring in Labour: Definitions, Pathophysiology, Examples ♦ Uterine Contraction Monitoring in Labour: External and Internal ♦ Fetal Scalp Blood Sampling: Lactate, pH and Base Excess

www.universitiespress.com


♦ ST-analysis of the Fetal ECG ♦ Fetal Stimulation Tests ♦ Computerised CTG and ECG Analysis in Labour ♦ The INFANT Trial: A Prospective Randomised Controlled Trial of Decision Support for the Interpretation of Fetal Heart Rate Patterns during Labour ♦ Assessment of the Newborn for Markers of Asphyxia and the Outcome ♦ Medicolegal Aspects of Intrapartum Fetal Surveillance ♦ *Index*

Available in print and e-book formats.
For details, visit www.universitiespress.com

2013 332 pp. Paperback
978-81-7371-864-9 ₹ 575.00

Clinical Methods in Obstetrics and Gynecology: A problem based approach (Second Edition)

Asha Oumachigui, S Soundara Raghavan & S Habeebullah



The new edition of this book re-emphasises the skills that students must acquire: of gathering information through history taking and physical examination, and learning the art and science of interpreting data and selecting relevant investigations. The delivery pattern of health care for women needs to be woman-centered rather than technology-driven. The necessity of a book on clinical methods in the specialty of obstetrics and gynecology is absolute, since we can ill afford to rely on technology alone. This book will help budding doctors to appreciate and value the clinical approach.

This second edition has additional topics, updated knowledge and clear illustrations and takes into account the needs of students and practitioners.


Contents: Communication with the patient and history-taking ♦ General physical examination ♦ Gynecologic and obstetric examination ♦ Care

during pregnancy ♦ Vomiting in pregnancy ♦ Vaginal bleeding in early pregnancy ♦ Recurrent pregnancy loss ♦ Breathlessness during pregnancy ♦ Fever during pregnancy ♦ Abdominal pain during pregnancy ♦ Jaundice in pregnancy ♦ Vaginal bleeding in late pregnancy ♦ Swelling of feet during pregnancy ♦ Hypertension in pregnancy ♦ Convulsions during pregnancy ♦ Watery discharge per vaginum during pregnancy ♦ Prolonged labour ♦ Postpartum hemorrhage ♦ Postpartum collapse ♦ Fever in the postpartum period ♦ Postpartum depression ♦ Examination of a normal newborn ♦ The infant who does not breathe at birth ♦ The yellow baby ♦ The baby with convulsions ♦ The septic baby ♦ White discharge per vaginum ♦ Irregular vaginal bleeding ♦ Excessive vaginal bleeding ♦ Absence of menstruation ♦ Mass descending per vaginum ♦ Mass lower abdomen ♦ Acute pain lower abdomen ♦ Chronic problems of the breast ♦ Inability to conceive ♦ Helping clients choose contraception ♦ Strategies for skill learning ♦ *Bibliography* ♦ *Index*

2006	292 pp.	Paperback
978-81-7371-775-8		₹ 375.00

Essential Obstetrics: Textbook for Undergraduates

Asha Oumachigui, S Soundara Raghavan &
S Habeebullah



This textbook for undergraduates seeks to equip them with the essential skills required in obstetrics covering care during pregnancy, delivery and its complications and wellbeing of the infant and the mother after the delivery. The special features of the book are:

- exhaustive coverage of the core areas as relevant to the undergraduate syllabus
- special focus on Indian conditions where there are socioeconomic aspects related to health care like poverty, domestic violence

and gender discrimination. The book seeks to sensitise the student to these aspects


- stress on evidence-based medicine and clinical evaluation to reduce the cost of seeking health care
- section on demography and contraception is also tailored to Indian conditions

Contents: Obstetrics: An Overview ♦ Ethical Issues ♦ Gender Sensitisation ♦ Reproductive and Child Health Programme ♦ Communication and Counselling ♦ Elements of Reproduction and Embryology ♦ Development of the Fetus and Placenta ♦ Maternal Changes in Pregnancy ♦ Diagnosis of Pregnancy ♦ Antenatal Care ♦ Nutrition During Pregnancy ♦ Drugs in Pregnancy ♦ Imaging in Obstetrics ♦ Screening for Congenital Anomalies ♦ Assessment of Fetal Wellbeing ♦ Abortions ♦ Medical Termination of Pregnancy ♦ Ectopic Pregnancy ♦ Gestational Trophoblastic Disease ♦ Amniotic Fluid and its Abnormalities ♦ The Maternal Pelvis and the Fetus ♦ Physiology of Labour ♦ Mechanism of Normal Labour ♦ Conduct of Normal Labour ♦ Obstetric Analgesia and Anesthesia ♦ Prolonged Labour ♦ Occipitoposterior Position, Face and Brow Presentations ♦ Breech and Shoulder Presentations ♦ Multiple Pregnancy ♦ Induction of Labour ♦ Vaginal Operative Delivery ♦ Cesarean Section ♦ Complications of Third Stage of Labour ♦ Care of the Newborn ♦ Normal Puerperium ♦ Lactation and Breastfeeding ♦ Abnormal Puerperium ♦ Hyperemesis Gravidarum ♦ Hypertensive Disorders ♦ Antepartum Hemorrhage ♦ Preterm Labour ♦ Prelabour Rupture of Membranes ♦ Prolonged Pregnancy ♦ Rhesus Isoimmunisation ♦ Fetal Growth Restriction ♦ Anemia ♦ Heart Disease ♦ Respiratory Disorders ♦ Diabetes Mellitus ♦ Thyroid Disease ♦ Urinary Tract Infections ♦ Sexually Transmitted Infections ♦ Tropical Infections ♦ Epilepsy ♦ Psychiatric Disorders ♦ Diseases of the Liver ♦ Common Surgical Causes of Acute Abdomen in Pregnancy ♦ Gynecological Disorders Complicating Pregnancy ♦ Shock in Obstetrics ♦ Disseminated Intravascular Coagulation ♦ Demography, Population Control and Contraception ♦ Natural and Conventional Methods of Contraception ♦ Hormonal Contraceptives ♦ Intrauterine Contraceptive Devices ♦ Surgical Contraception ♦ Emergency Contraception

2011	528 pp.	Paperback
978-81-7371-735-2		₹ 650.00

Handbook of Obstetric and Gynecologic Emergencies

S Arulkumaran, K Bhasker Rao & Mala Vijayakrishnan




This handbook takes up the most common emergencies seen in the Indian context and is meant to be of use to those who are working in hospitals/nursing homes without tertiary care facilities. It advises them on the recommended and safe management options in such cases.

Contents: Introduction ♦ Bleeding in early pregnancy ♦ Emergency contraception ♦ Hypertensive disorders of pregnancy ♦ Hemorrhages in late pregnancy and labour ♦ Emergencies in late pregnancy. Premature labour PROM and absence of fetal movements ♦ Normal and abnormal labour ♦ Multiple pregnancy. ♦ Third stage complications ♦ Vaginal operative deliveries ♦ Abdominal delivery

2003	292 pp.	Paperback
978-81-250-2516-0		₹ 250.00

High-Risk Obstetrics: Practical Guidelines

*Department of Obstetrics & Gynecology
Jawaharlal Nehru Medical College (JNMC),
Belgaum*



Management of high-risk pregnancies has changed over the years. Evidence-based medicine,

a better understanding of the pathophysiology of various disorders relating to obstetrics and newer diagnostic criterias have transformed the way high-risk pregnancies are managed today. There is a felt need to develop a kind of practical guide to help medical practitioners in this difficult task. Striking a balance between evidence-based medicine and a practical approach, High-Risk Obstetrics intends to fulfill this need.

The protocols described in this book have been developed over a period of time through practice and have been constantly updated by the authors in line with the recent developments in specific areas of high-risk pregnancies. They have been critically analysed by the staff of the Department of Obstetrics and Gynecology at JNMC.


Although the management of high-risk pregnancies has been emphasised, necessary theoretical background has also been provided. The book is in fact a continuation of medical education and strives to provide optimal guidelines in obstetric care for high-risk pregnant women.

Contents: Preface ♦ Post Partum Hemorrhage ♦ Abruptio Placentae ♦ Placenta Previa ♦ Blood, Blood Components and Transfusion ♦ Management of Eclampsia ♦ Management of Preeclampsia ♦ Anemia ♦ Management of Intrauterine Growth Restriction ♦ Jaundice in Pregnancy ♦ Management of Cardiac Disease in Pregnancy ♦ Gestational Diabetes Mellitus ♦ Rh-Negative Pregnancy ♦ Term Premature Rupture of Membranes (PROM) ♦ High-Risk Obstetrics: Practical Guidelines ♦ Preterm Labour ♦ Induction of Labour ♦ Partograph ♦ Active Management of Third Stage of Labour ♦ Vaginal Birth after Caesarean Section ♦ *List of Contributors*

2012	128 pp.	Paperback
978-81-7371-832-8		₹ 300.00

Interpreting Obstetric Ultrasound: A Case-based Approach

Amar Bhide



Interpreting Obstetric Ultrasound: A Case-based Approach contains 23 case scenarios dealing with the use of ultrasound in fetal medicine. The possible causes as well as approach to be followed for each of these scenarios are explained in detail. The cases are organised condition-wise rather than system-wise, since more than one system may be involved in a particular condition.

Comprehensively illustrated with numerous ultrasound scans obtained by the author during his many years of experience in this field, this book will greatly aid and guide practising obstetricians, ultrasonographers, radiologists and specialists in maternal-fetal medicine, as well as help candidates prepare for the RCR-RCOG Diploma examination/Fetal medicine Special Skills Module conducted by the Royal College of Obstetricians and Gynaecologists.

Special Features: 23 real-life case studies ♦ Clinical approach ♦ Focus on interpretation of findings ♦ Comprehensively illustrated

Contents: Increased Nuchal Translucency ♦ Twin Gestation and Invasive Testing ♦ Anhydramnios ♦ Increased Amniotic Fluid Volume ♦ Echogenic Bowel ♦ Intracranial Cysts ♦ Mild Renal Pelvic Dilatation ♦ Intra-abdominal Cysts ♦ Positive Uterine Artery Doppler Screen ♦ Ventriculomegaly ♦ Enlarged Cisterna Magna ♦ Shortening of Long Bones ♦ Presence of a Soft Marker on an Anomaly Scan ♦ Suspected Fetal Growth Restriction ♦ Twin-to-Twin Transfusion Syndrome ♦ Monochorionic Twin Pregnancy ♦ Red Cell Alloimmunisation ♦ Hydrops Fetalis ♦ Obstructive Uropathy ♦ Ultrasound Diagnosis of Placenta Previa ♦ Two-Vessel Cord ♦

Facial Cleft ♦ Irregular Heart Rhythm on Fetal Heart Auscultation ♦ *Index*

*Distributed worldwide (except India)
by Anshan Limited, UK*

*Available in print and e-book formats.
For details, visit www.universitiespress.com*

2009

144 pp.


Paperback

978-81-7371-645-4

₹ 450.00

Management of Labour, The (Third Edition)

Sir Sabaratnam Arulkumaran, Gita Arjun &
Leonie Penna



The management of labour is an important part of obstetric practice for the obstetrician and midwife alike. Although labour events are typically not complicated, many women develop problems resulting in maternal, fetal or neonatal morbidity and mortality. Hypoxia, trauma and infection are inherent risks. This multi-author volume draws on the work of specialists who are internationally recognised and have contributed extensively to studies in intrapartum and postpartum management including key areas such as intrapartum fetal monitoring, prolonged pregnancies, preterm births and neonatal resuscitation.

Contents: Physiopharmacology of labour ♦ The management of the first stage of labour ♦ Pain relief in labour ♦ Consent in labour ♦ Intrapartum fetal monitoring ♦ Uterine contractions ♦ The management of intrapartum fetal distress ♦ Fluid management in labour ♦ The management of the second stage of labour ♦ Operative vaginal delivery ♦ Shoulder dystocia ♦ Episiotomy ♦ Breech delivery ♦ Strategies to reduce the rate of cesarean sections ♦ Cesarean section: procedure and technique ♦ Vaginal birth after Cesarean delivery ♦ Antepartum hemorrhage


♦ The third stage of labour ♦ Management of postpartum hemorrhage ♦ Postpartum collapse ♦ The management and prevention of obstetric perineal trauma ♦ Prostaglandins in labour ♦ Induction of labour ♦ Prelabour rupture of membranes ♦ Preterm labour and delivery-management issues ♦ Prolonged pregnancy ♦ Prolonged and obstructed labour ♦ Peripartum hysterectomy ♦ Rupture of the uterus ♦ Management of severe preeclampsia and eclampsia ♦ Neonatal resuscitation and the management of immediate neonatal problems ♦ Complications of the puerperium

Available in print and e-book formats.
For details, visit www.universitiespress.com

2011	536 pp.	Paperback
978-81-7371-746-8		₹ 595.00

Mudaliar and Menon's Clinical Obstetrics (Eleventh Edition)

Sarala Gopalan & Vanita Jain (Eds)



Mudaliar and Menon's Clinical Obstetrics is an established textbook for undergraduate medical students. It has been inspiring and guiding students in obstetrics for more than half a century. The eleventh edition has been designed to provide a more enhanced and visual learning experience for the student.

- It is in four-colour for the first time
- It has a student-friendly layout
- Detailed chapter objectives and key points have been added
- Text has been bulletised extensively to improve ease of learning
- New and improved colour and illustrative figures have been added
- Algorithms have been included for clear understanding of the sequence of treatment and procedures

- Text boxes have been added to highlight important information
- Content, diagrams, flow charts and tables have been added
- The book has been revised and updated thoroughly

Contents: *Section 1: Anatomy and Physiology—The Pelvis ♦ The Female Organs of Generation ♦ Physiology of Ovulation and Menstruation ♦ Fertilisation of the Ovum and Development of Embryo ♦ Section 2: Physiology of Pregnancy—Maternal changes due to Pregnancy ♦ Diagnosis of Pregnancy ♦ The Fetus in Normal Pregnancy ♦ Prenatal Care ♦ Drugs in Pregnancy ♦ Antepartum Fetal Surveillance ♦ Section 3: Physiology of Labour and Puerperium—Causation and Stages of Labour ♦ The Mechanism of Labour ♦ Conduct of Normal Labour ♦ Intrapartum Surveillance ♦ Normal Puerperium ♦ Section 4: Complications of Pregnancy—Early Pregnancy Complications ♦ Anemia in Pregnancy ♦ Hypertensive Disorders of Pregnancy ♦ Antepartum Hemorrhage – Abruptio Placentae ♦ Antepartum Hemorrhage – Placenta Previa ♦ Preterm Birth ♦ Intrauterine Growth Restriction ♦ Prolonged Pregnancy ♦ Multiple Pregnancy ♦ Rhesus Isoimmunisation ♦ Section 5: Diseases Complicating Pregnancy—Diseases of the Cardiovascular System ♦ Liver Diseases in Pregnancy ♦ Tuberculosis and Pregnancy ♦ Maternal Infections during Pregnancy ♦ Diabetes in Pregnancy ♦ Diseases of the Urinary System ♦ Tumours of the Uterus and Adnexa ♦ Surgical Emergencies during Pregnancy ♦ Section 6: Abnormal Labour—Abnormal Fetal Presentations ♦ Transverse or Oblique Lie ♦ Breech Presentation ♦ Compound Presentation ♦ Dystocia due to Anomalies of the Expulsive Forces, Abnormalities of the Reproductive Tract ♦ Complications of the Third Stage of Labour ♦ Injuries to the Parturient Canal ♦ Puerperal Infection ♦ Section 7: The Newborn and Neonatal Problems—Resuscitation and Examination of the Newborn ♦ Feeding of the Newborn and Immunisation ♦ Respiratory Distress and Neonatal Sepsis ♦ Neonatal Jaundice ♦ Neonatal Problems and their Management ♦ Section 8: Obstetric Operations—The Forceps, Version and Destructive Operations ♦ Cesarean Section ♦ Induction of Labour ♦ Section 9: Miscellaneous—Maternal Mortality ♦ Perinatal Mortality ♦ Coagulation Disorders in Obstetrics ♦ Imaging Techniques ♦ Prenatal Diagnosis*

- ♦ Contraception ♦ Medical Termination of Pregnancy
♦ *Answers to Questions* ♦ *Index*

Available in print and e-book formats.
For details, visit www.universitiespress.com

2011	520 pp.	Paperback
978-81-7371-736-9		₹ 595.00

Obstetrics and Gynecology for Postgraduates (Volume I) (Third Edition)

*Sabaratnam Arulkumaran, Sarala Gopalan &
Pratap Kumar (Eds)*

Obstetrics and Gynecology for Postgraduates Volume I has been popular among postgraduate students, who refer to it as the 'three author' book. Volume I is devoted to Obstetrics. It contains 40 chapters, written by authors, experts in their field, drawn from premier medical institutions in India, Malaysia and the United Kingdom. There have been startling advances in the field of obstetrics and gynecology since the 1960s, when Ian Donald pioneered the use of ultrasound in obstetrics and gynecology, followed by *in vitro* fertilisation in the 1970s by Steptoe and Edwards. Since the publication of the Second Edition, there have been significant developments in terms of new hormones and newer types of operative procedures. Protocols and guidelines have been evolved, resulting in safe practice. This book enables the reader to keep up with recent advances and current practices. It synthesises recently available, acceptable and appropriate management in different settings. The aim is to enable postgraduates and clinicians to provide the best care in women's health. Brought out with more pictures, the book has a new layout and an easily readable type setting.


Contents: Reproductive Health in Developing Countries ♦ Recurrent Pregnancy Loss ♦ Prenatal Diagnosis of Congenital Malformations ♦ Prenatal Care ♦ Sonography in First Trimester ♦ Antenatal Fetal Surveillance ♦ Anemia in Pregnancy ♦ Current Trends in the Management of Diabetic Pregnancies ♦ Thyroid Diseases in Pregnancy ♦ Heart Disease in Pregnancy ♦ Liver Disease in Pregnancy ♦ Tropical Diseases in Pregnancy ♦ Viral Infections in Pregnancy ♦ HIV in Pregnancy ♦ Autoimmune Diseases in Pregnancy ♦ Thrombophilia in Pregnancy

- ♦ Hemoglobinopathies in Pregnancy ♦ Drugs in Pregnancy ♦ Multiple Pregnancy ♦ Prolonged Pregnancy ♦ Pre-eclampsia and Eclampsia ♦ Antepartum Hemorrhage ♦ Low Birth Weight Babies ♦ Preterm Labour ♦ Prelabour Rupture of Membranes ♦ Management of Spontaneous Labour ♦ Induction of Labour ♦ Intrapartum Assessment of Fetal Health ♦ Current Management of Breech Presentation ♦ Instrumental Vaginal Deliveries ♦ Obstructed Labour ♦ Postpartum Hemorrhage ♦ Anesthesia and Analgesia in Obstetrics ♦ Perinatal Asphyxia ♦ Thromboembolic Disorders ♦ Doppler Sonography ♦ Malignancy and Premalignancy of Genital Tract in Pregnancy ♦ Postpartum Maternal Collapse ♦ Fetal Therapy ♦ Controversies in Obstetrics ♦ *Index*

2009	604 pp.	Paperback
978-81-7371-661-4		₹ 995.00

Obstetrics and Gynecology for Postgraduates (Volume II) (Third Edition)

*Sabaratnam Arulkumaran, Sarala Gopalan &
Pratap Kumar (Eds.)*



Obstetrics and Gynecology for Postgraduates Volume II has been popular among postgraduate students, who refer to it as the 'three author' book. Volume II is devoted to Gynecology. It contains 40 chapters, written by authors, experts in their field, drawn from premier medical institutions in India, Pakistan, Malaysia and the United Kingdom.

There have been startling advances in the field of obstetrics and gynecology since the 1960s, when Ian Donald pioneered the use of ultrasound in obstetrics and gynecology, followed by *in vitro* fertilisation in the 1970s by Steptoe and Edwards.

Since the last edition, there have been significant developments in terms of new hormones and newer types of operative procedures. Protocols and guidelines have been evolved, resulting in safe practice.

This book enables the reader to keep up with recent advances and current practices. It synthesises recently available, acceptable and appropriate management in different settings. The aim is to enable postgraduates and clinicians to provide the best care in women's health.

Brought out in a new format, with more pictures, the book has a new lay-out and an easily readable type setting.

Contents: Malformations of the Female Genital System Mandakini Parihar and Aditi Tayade ♦ Adolescent and Pediatric Gynecological Problems Kusagradhi Ghosh and Jayita Chakrabarti ♦ Amenorrhea Thankam Rama Varma ♦ Sexual Ambiguity—Intersex Disorders BN Chakravarty and NJ Gupta ♦ Polycystic ovary syndrome S Sevellaraja ♦ Management of Menorrhagia Rajesh Bhakta ♦ Infertility Pratap Kumar ♦ Endometriosis C Soundaram and Kamal Ojha ♦ Current trends in the early diagnosis and treatment of tubal pregnancy Nutan Agarwal and Alka Kriplani ♦ Uterovaginal prolapse Pranathi Reddy ♦ Reproductive Tract Infections Mahalakshmi Gorti and Edwin Chandraharam ♦ Epidemiology of Malignancies in the Reproductive Age Group Neelanjana Mukhipadhaya and Sabaratnam Arulkumaran ♦ Hormone Replacement Therapy in Menopausal Women Usha R Krishna and Ajita Mandlekar ♦ Stress Urinary Incontinence Pranathi Reddy ♦ Urinary and Fecal Incontinence in Women Mala Vijaykrishnan and K Bhasker Rao ♦ Gestational Trophoblastic Diseases K Sekharan ♦ Benign Lesions of the Cervix and Uterus Barun Sarkar ♦ Pathology and Management of Cervical Intraepithelial Neoplasia (CIN) Lesions of the Cervix Virochana Kaul ♦ Diagnosis and Management of Early Cervical Cancer AP Manjunath and S Girija ♦ Carcinoma of the Endometrium GRV Prasad ♦ Premalignant and Malignant Lesions of the Vulva Poonam Goel and PK Saha ♦ Malignant Epithelial Ovarian Tumours Pralhad Kushtagi ♦ Role of Chemotherapy in Epithelial Ovarian Cancers Rakesh Kapoor ♦ Radiotherapy in Gynecology MS Vidyasagar ♦ Screening for Gynecological Cancers Suresh Kumarasamy ♦ Palliative Care for Patients with Gynecological Cancers Firoza D Patel, Lee Hsueh Ni and Suresh C Sharma ♦ Assisted Reproductive

Technology PM Gopinath ♦ Gynecological Operative Endoscopy—Indications and Limitations Kurian Joseph and Vanita Jain ♦ Prevention and Treatment of Urinary Tract Injuries in Gynecological Surgery Javed H Rizvi and Fauzia Haq Nawaz ♦ Breast and the Gynecologist Rekha Kurian and Sarala Gopalan ♦ GnRH Analogues in Gynecology Siya S Sharma and Sucheta Jindal ♦ Prostaglandins Pankaj Desai and Sarbani Ghosh ♦ Genetics in Infertility and Prenatal Diagnosis Mandakini Pradhan ♦ Induced Abortion Rupinder Kaur Ruprai ♦ Recent Trends in Contraceptive Technology Gita Arjun ♦ Hormonal Contraceptives: Current Problems and Developments A Padma Rao ♦ Male and female sterilisation RCM Kaza and Indu Gupta ♦ Fibroid Uterus Reva Tripathi ♦ Chronic Pelvic Pain Mandeep Singh ♦ Misoprostol in Obstetrics and Gynecology Gowri Ramanathan and Sabaratnam Arulkumaran ♦ Index

2010

692 pp.

Paperback


978-81-7371-691-1

₹ 995.00

NEW

Practical Guide to Obstetrics, A: Cost-effective, evidence-based and safe care

Gita Arjun, Lakshmi Seshadri &
Uma Ram (Eds)



A Practical Guide to Obstetrics is the perfect handbook for all doctors dealing with childbirth. Practitioners and postgraduates will turn to this book for evidence-based protocols and systems which will guide them in the management of obstetric problems.

This book will become the well-thumbed reference book for any practitioner of obstetrics who wants to know the correct procedure to follow in a particular obstetric situation. To this end, the unique format used makes for easy

reading. Practice points have been highlighted and are easy to assimilate.

Cost-effective and safe evidence-based practices have been compiled to equip the practising clinician with the knowledge that is necessary to deal with obstetric emergencies. It is a boon to the practitioner who often has limited time to spend on reading scientific literature, analysing the evidence and interpreting it correctly.

The coverage of topics is exhaustive and follows in a chronological order from the perinatal to the postpartum period. Several of the contributors are pioneers in their field, and have shared the knowledge derived from their experience. Evidence-based practice points are highlighted for easy reading.

Contents: *Preface ♦ Foreword ♦ Section I:* Preconception and Antenatal Care ♦ Preconception Checklist for Women Planning Pregnancy ♦ The Booking Visit ♦ Follow-Up Antenatal Visits ♦ Common Problems in Pregnancy ♦ Prenatal Screening and Invasive Prenatal Testing for Aneuploidy ♦ Antepartum Fetal Health Surveillance ♦ *Section II:* Screening and Management of Medical Problems in Pregnancy ♦ Hypertensive Disorders in Pregnancy ♦ Diabetes in Pregnancy – Screening, Diagnosis and Management ♦ Anemia in Pregnancy ♦ Implications of Obesity in Pregnancy ♦ Thyroid Disorders and Pregnancy ♦ Antiphospholipid Syndrome and its Impact on Pregnancy ♦ Inherited Thrombophilias in Pregnancy ♦ Infections in Pregnancy ♦ Intrahepatic Cholestasis of Pregnancy ♦ Management of Rh Alloimmunisation in Pregnancy ♦ Management of Pregnancy in a Patient with HIV ♦ Approach to Acute Abdominal Pain in the Pregnant Woman ♦ *Section III:* Ultrasound in Obstetrics ♦ Ultrasound Evaluation of First Trimester Pregnancy Complications ♦ Ultrasound in the First Trimester: Maximising the Information ♦ Ultrasound in the Second Trimester: Examination and Reporting ♦ Indications for Third Trimester Ultrasound Examination ♦ The Use of Doppler in Obstetrics ♦ *Section IV:* Obstetric Complications ♦ Preterm Labour and Preterm Prelabour Rupture of Membranes ♦ Management of Postterm Pregnancy ♦ Shoulder Dystocia ♦ Antepartum Hemorrhage ♦ Multiple Pregnancy ♦ Intrauterine Growth Restriction ♦ Late Intrauterine Fetal Death ♦ Fibroids ♦ Pregnancy in Women with Polycystic Ovary Syndrome ♦ Management of Pregnancy after Assisted Reproductive Technology

♦ Prophylactic Antibiotics in Obstetrics ♦ *Section V:* Management of Labour ♦ Episiotomy ♦ Pain Relief in Labour ♦ Induction of Labour ♦ Intrapartum Fetal Surveillance ♦ Management of Intrapartum Fetal Distress ♦ Operative Vaginal Delivery ♦ Breech Delivery ♦ Cesarean Section: Procedure and Technique ♦ Vaginal Birth after a Cesarean Section ♦ *Section VI:* Complications in Labour ♦ Management of Postpartum Hemorrhage ♦ Management of Obstetric Anal Sphincter Injuries ♦ Prolonged and Obstructed Labour ♦ Uterine rupture and uterine inversion ♦ Peripartum Critical Illness and Collapse ♦ *Index*

Available in print and e-book formats.
For details, visit www.universitiespress.com

2013	712 pp.	Paperback
978-81-7371-897-7		₹ 850.00

Practical Neonatal Care

Lalitha Krishnan

This manual is meant for nursing students, PG students and practising neonatologists. It is a must-buy for all maternity/nursing homes and hospitals. The book gives valuable step by step tips on handling neonatal emergencies and in otherwise managing the running of the Neonatal Care Unit in hospitals and nursing homes.

Special Features: Book is divided into five sections: general principles, problems, procedures, diseases and drugs ♦ Valuable tips and explanations of common procedures. Suited to Indian context. All recommendations are made keeping in mind the condition of nursing homes in developing countries ♦ Comprehensively illustrated; illustrations enhance understanding of text

Contents: *Foreword ♦ Preface ♦ Abbreviations ♦ Definitions:* Basic Care of Normal Neonates ♦ Breastfeeding ♦ Thermoregulation ♦ Planning a Neonatal Intensive Care Unit ♦ Nursery Protocols ♦ Control of Infection in the Nursery ♦ Fluid and Electrolyte Therapy ♦ Chartwork in the Nursery ♦ Minimal Handling ♦ Monitoring and Interpretation of Blood Gases ♦ Assisted Ventilation ♦ Neonatal Transport ♦ Imaging in Neonatology ♦ Communication in Neonatology ♦ Computers in Perinatology ♦ *Procedures:* ♦ Using Incubators and Radiant Warmers ♦ Abdominal Paracentesis ♦ Arterial Blood Sampling ♦ Baby Bath ♦ Bladder Aspiration ♦ Bladder Catheterisation ♦ Capillary Blood Sampling ♦

Drainage of Pneumothorax ♦ Endotracheal Intubation ♦ Exchange Transfusion ♦ Feeding Babies ♦ Insertion of Gastric Tube ♦ Intramuscular Injection ♦ Intraosseous Infusion ♦ Lumbar Puncture ♦ Measurement of Blood Pressure ♦ Monitoring Temperature ♦ Oxygen Therapy ♦ Pericardiocentesis ♦ Peritoneal Dialysis ♦ Resuscitation at Birth ♦ Total Parenteral Nutrition ♦ Transillumination ♦ Umbilical Vessel Catheterisation ♦ Venous Blood Sampling ♦ *Problems* ♦ Ambiguous Genitalia ♦ Apnea and Bradycardia ♦ Birth Injury ♦ Blood in Stool ♦ Conjugated (Direct) Hyperbilirubinemia ♦ Cyanosis ♦ Gastric Return or Vomiting ♦ Hyperglycemia ♦ Hyperkalemia ♦ Hypoglycemia ♦ Hyponatremia ♦ Hypotension and Shock ♦ Nil Stools for 48 Hours ♦ Nil Urine for 24 Hours ♦ Outpatient Problems ♦ Poor Perfusion ♦ Respiratory Distress ♦ Seizures ♦ Unconjugated (Indirect) Hyperbilirubinemia ♦ *Diseases: Common Surgical Problems* ♦ Hyaline Membrane Disease ♦ Inborn Errors of Metabolism ♦ Infant of a Diabetic Mother ♦ Multiple Gestation ♦ Necrotising Enterocolitis ♦ Perinatal Asphyxia ♦ Persistent Pulmonary Hypertension of Newborn ♦ Retinopathy of Prematurity ♦ Septicemia Neonatorum ♦ Small-for-Gestational Age ♦ *Index*

Available in print and e-book formats.
For details, visit www.universitiespress.com


2002	424 pp.	Paperback
978-81-250-2177-3		₹ 375.00

OBSTETRICS AND GYNECOLOGY IN PERSPECTIVE

The series has grown out of the need of practicing consultants and postgraduate students for reference material which addresses recent knowledge on subjects of critical interest. The volumes draw on the work of specialists. They aim to offer a review of recent literature and clinical procedures, an evaluation of the technology and management, and an indication of the directions in which the research is moving.

Adolescence

Usha R Krishna, & Vinita Salvi (Eds)




This volume is a step towards familiarising the obstetrician and gynecologist with the challenges of endocrine and menstrual disorders, precocious or delayed sexual development, genetic disorders and other problems in adolescence. Suitable management strategies are also suggested.

Contents: Reproductive Health in Childhood and Adolescence ♦ Normal Puberty ♦ Sexual Precocity ♦ Delayed Sexual Maturation ♦ Intersex ♦ Intersex – Surgical Management ♦ Amenorrhea ♦ Menstrual Dysfunction ♦ Hyperandrogenism in Adolescence ♦ Infections in Adolescence ♦ Genital Tract Neoplasms in Adolescent Girls ♦ Sexuality, Contraception and Pregnancy

Available in e-book format only.
For details, visit www.universitiespress.com

Endometriosis

N D Motashaw & S Dave (Eds)



This title focusses on a key topic in gynecology. Current management strategies are also suggested. This volume draws on the work of specialists and reviews recent literature on the subject.

Contents: Endometriosis—prevalence, epidemiology and theories of origin ♦ Clinical features and diagnosis of endometriosis ♦ Surgical


management of endometriosis by electroexcision ♦ Laser laparoscopy for endometriosis ♦ Current medical therapies for endometriosis ♦ Assisted reproductive technologies in endometriosis ♦ Controversies and miscellaneous conditions ♦ *Appendix ♦ Index*

*Available in print and e-book formats.
For details, visit www.universitiespress.com*

1998	112 pp.	Paperback
978-81-250-1261-0		₹ 350.00

Gynecological Urology

Usha B Saraiya & Shyam V Desai (Eds)



This book is meant for gynecologists and postgraduate students. It deals with urinary system-related problems in women. These are the most common problems in women and are often ignored. This book brings together two specialties, gynecology and urology. The contributors to this volume are drawn from across the world. There is specific focus on the third world context. This volume brings together opinions on management of the various types of dysfunction.

Contents: ♦ Anatomy and Physiology of the Urinary Tract ♦ Imaging in Urogynecology ♦ Urodynamic Studies in Menopausal Women ♦ Bacteriology of Urinary Tract Infections in Women ♦ Urinary Tract Infection in Women ♦ Phase Contrast Microscopy in Recurrent Urinary Tract Infection ♦ Urogenital Problems in Menopausal Women ♦ Unstable Bladder ♦ Stress Urinary Incontinence—Clinical Features and Conservative Management ♦ Stress Urinary Incontinence—Surgical Management ♦ Stress Urinary Incontinence—Endoscopic Procedures ♦ Incontinence in the Girl Child—Diagnosis and Treatment ♦ Urological Injuries in Gynecology ♦ Genitourinary Fistulas ♦ Renal Transplantation in Women ♦ Fascia

Lata Sling with Bone Anchor Fixation ♦ Pubic Bone Anchoring

*Available in print and e-book formats.
For details, visit www.universitiespress.com*

2001	192 pp.	Paperback
978-81-250-2018-9		₹ 325.00

Low Birth Weight Baby, The

R L Tambyraja & Max Mongelli (Eds)

This volume is a timely update of progress in a field that has tended to be neglected in recent years. Although we are yet to discover a method to precisely predict the occurrence of preterm labour, there have been spectacular improvements in the prospects for survival of low birth weight infants. The use of antepartum steroids and advances in neonatal intensive care have brought about these changes. This volume covers these and other improvements as a result of which the reader of this volume will be left with the comfortable feeling that he or she knows everything worth knowing about the subject. The contributors are veterans in the field who have a broad perspective of their subject and are not tempted to embrace the latest unconfirmed theory.

Contents: New Perspectives on Low Birth Weight ♦ Cost-effective Monitoring of the Growth Restricted Fetus ♦ Improving Sonographic Diagnosis of Fetal Growth Restriction ♦ Ultrasound Scanning in the Assessment of Twins ♦ Procoagulant States and Pregnancy ♦ Biochemical Prediction of Low Birth Weight Growth Restricted Baby ♦ Physiology and Management of Preterm Labour ♦ Prediction and Prevention of Preterm Birth ♦ Intrapartum Management of the Low Birth Weight Baby ♦ Resuscitation and Neonatal care ♦ Neonatal Intensive Care and Follow-up ♦ Placental and Fetal Pathology ♦ Perinatal Audit

*Available in print and e-book formats.
For details, visit www.universitiespress.com*

2003	200 pp.	Paperback
978-81-250-231-80		₹ 325.00

Menopause (Second Edition)

Usha R Krishna & Duru Shah (Eds)


This book views the subject in the context of endocrine changes, climacteric disturbances and problems related to premature menopause.

Contents: The Ageing Ovary and Endocrine Changes ♦ Staging, Symptoms and Urological Problems in the Climacteric ♦ Osteoporosis ♦ Cardiovascular and Metabolic Changes and Hormone Replacement Therapy ♦ Premature Menopauses ♦ Hormone Replacement Therapy ♦ Phytoestrogens ♦ Hormone Replacement Therapy and Cancer ♦ Controversies in Hormone Replacement Therapy ♦ Appendix ♦ Index

*Available in e-book format only.
For details, visit www.universitiespress.com*

Perinatal Asphyxia

Sabaratnam Arulkumaran & H M L Jenkins (Eds)



The presence of asphyxia in the antenatal period has an effect on events during labour and immediately after that. In this volume, current and potential methods of identifying and assessing perinatal asphyxia are discussed along with Doppler velocimetry, fetal heart rate monitoring, pulse oximetry and biochemical measurements. The problems in developing countries and risk management which may help to prevent recurrences are also discussed.


Contents: Perinatal Asphyxia: An Overview ♦ Confidential Enquiries into Stillbirths and Deaths in Infancy The Lessons Learnt ♦ Assessment of Fetal Growth ♦ Antepartum Fetal Assessment ♦ Doppler Velocimetry in the Detection of Perinatal Asphyxia ♦ Cardiotocography in the Detection of Intrapartum Asphyxia ♦ Fetal ECG Waveform Analysis during

Labour ♦ Fetal Pulse Oximetry ♦ Biochemical Monitoring of Intrapartum Asphyxia ♦ Oxygen in the Fetus - Friend or Foe ♦ Perinatal Asphyxia in Multiple Pregnancies ♦ Hypoxia Induced Free Radical disease in the Neonatal Period ♦ Hypoxia induced free radical Disease in the Neonatal Period ♦ Unmet Needs and Challenges in the Developing World ♦ Management of Clinical Risk ♦ Appendixes ♦ Index

*Available in e-book format only.
For details, visit www.universitiespress.com*

Practical Infertility Management

Duru Shah & Gautam Allahbadia (Eds)



Infertility is defined as the inability to become pregnant (in a woman) or cause a pregnancy (in a man). The purpose of this book is to provide a stepwise approach to the diagnosis and treatment of an infertile couple. It describes the detailed workup, such as hormonal evaluation and transvaginal sonography, that is essential for accurate diagnosis. The various options available to the clinician, from ovulation induction to ovum donation and cryopreservation, are also explained. The possible complications as well as failures are also described. It is important to actively suggest adoption as an alternative when treatment fails. The clinician should always offer this option to prospective parents.

Contents: Investigating and Treatment of an Infertile Couple ♦ Common problems in Clinical Reproductive Endocrinology ♦ Practical Approach to Management of the Infertile Male ♦ Hormonal Evaluation – Its Application in Infertility Management ♦ Transvaginal Sonography in Infertility Management ♦ Intrauterine Insemination in Contemporary Practice ♦ Assisted Reproductive Technology – Current Perspectives ♦ Oocyte and Embryo Donation ♦ Current Techniques and New Frontiers in Cryopreservation ♦ Complications of Infertility Management ♦ Laparoscopic Surgery for Enhancement of Fertility ♦ Hysteroscopy in Infertility


♦ Adoption – An Alternative Means of Achieving Parenthood ♦ Preventing Infertility ♦ New Frontiers in Reproductive Medicine

Available in print and e-book formats.
For details, visit www.universitiespress.com

2002	238 pp.	Paperback
978-81-250-2206-0		₹ 350.00

Pregnancy Induced Hypertension

Harshalal R Seneviratne &
Chandrika N Wijeyaratne (Eds)



This monograph deals with a specific condition commonly found among pregnant women. The volume draws on the work of specialists and reviews recent literature on the subject. The contributors to this volume are drawn from India, Sri Lanka and Australia.

Contents: Pathophysiology of pregnancy induced hypertension ♦ Clinical management of uncomplicated pregnancy induced hypertension ♦ Laboratory evaluation of the patient with pregnancy induced hypertension ♦ Fetal assessment in pregnancy induced hypertension ♦ Drug therapy in pregnancy induced hypertension ♦ Management of eclampsia ♦ Analgesia and anesthesia in pregnancy induced hypertension ♦ Prevention of pregnancy induced hypertension ♦ Low dose aspirin in the prophylaxis of pregnancy induced hypertension ♦ Complications of pregnancy induced hypertension ♦ Evaluation and management of renal complications in pregnancy induced hypertension ♦ Controversies in pregnancy induced hypertension ♦ Unmet needs in the management of hypertension in pregnancy ♦ Appendix ♦ Index

Available in print and e-book formats.
For details, visit www.universitiespress.com


1998	133 pp.	Paperback
978-81-250-1566-6		₹ 325.00

PEDIATRICS AND CHILD CARE

Achar's Textbook of Pediatrics

(Fourth Edition)

Swarna Rekha Bhat (Ed.)



Since the publication of the first edition in 1973, *Achar's Textbook of Pediatrics* has quickly established its reputation as one of the classic textbooks on the subject. In this, the fourth edition of the book, the content has been updated and revised to reflect current approaches and knowledge. New images, colour photographs, a CD with additional content and up-to-date tables and graphs have also been added. This textbook is aimed at providing medical undergraduates with a solid grounding on the diseases, management and care of infants and children while also addressing the needs of and problems faced by today's adolescents.

Special Features: Updated information on all topics ♦ Algorithms for diagnosis: Approach to a patient ♦ Clinical features highlighted for easy access ♦ Colour photographs and illustrative figures to enhance the learning experience ♦ Free CD-ROM with additional text and illustrations for further learning ♦ Exam-oriented questions and case scenarios ♦ Further reading to expand the students' knowledge

Contents: Introduction to Pediatrics ♦ Clinical Evaluation of a Child ♦ Growth: Normal and Abnormal ♦ Nutrition: Normal Nutrition and Malnutrition ♦ Vitamins and Mineral Requirements and Deficiency Disorders ♦ Developmental Pediatrics ♦ Fluid, Electrolytes and Acid Base Disorders ♦ Pediatric Emergencies ♦ Genetics Disorders ♦ Inborn Errors of Metabolism ♦ Neonatology ♦ Infectious Diseases ♦ HIV Infection ♦ Disorders of Immunity and Allergy ♦ Immunisation ♦ Rheumatological Disorders of Childhood ♦ The Gastrointestinal System ♦ Hepatic Disorders ♦ The


Respiratory System ♦ The Cardiovascular System ♦ Hematology and Oncology ♦ Renal Disorders ♦ The Central Nervous System ♦ The Endocrine System ♦ Neuromuscular Disorders ♦ Adolescent Medicine ♦ Community Pediatrics ♦ Diseases of the Skin ♦ Disorders of the Eye ♦ Disorders of the Ear, Nose and Throat ♦ Surgical Problems Specific to Children ♦ Environment and Child Health ♦ Ethical Issues ♦ Pediatric Procedures ♦ Principles of Drug Therapy ♦ Appendix ♦ Index

2009 704 pp. Paperback
978-81-7371-654-6 ₹ 750.00

NEW

Pediatric Endocrine Disorders (Third Edition)

Meena P Desai, P S N Menon,
Vijayalakshmi Bhatia



This book is the first comprehensive description of endocrine disorders in the pediatric age group compiled in India. One of the main aims of this book is to provide a practical and simple approach to the diagnosis and management of common endocrine problems in clinical practice. It is hoped that this edition will be of use to practicing pediatricians, postgraduates and other health professionals in the early diagnosis and effective management of endocrine disorders in infancy, childhood and adolescence. Practical management of common pediatric endocrine problems is dealt with in detail. New information in this field has also been incorporated.

The contributors to this volume are experts in their respective fields and are drawn from India and other countries.

Contents: Contributors ♦ Preface to Third Edition ♦ Preface to Second Edition ♦ Preface to First Edition ♦ Colour Plates ♦ Fundamentals of Pediatric Endocrinology ♦ Molecular Basis of

Pediatric Endocrinopathies ♦ Fetal and Neonatal Endocrinology ♦ Normal and Abnormal Growth ♦ Disorders of Growth Hormone Production and Action ♦ Disorders of Pubertal Development ♦ Turner Syndrome ♦ Disorders of the Thyroid Gland ♦ The Adrenal Glands ♦ Disorders of Sex Development ♦ Disorders of Water, Electrolyte and Acid–Base Homeostasis ♦ Diabetes Mellitus ♦ Hypoglycemia in Infancy and Childhood ♦ Childhood Obesity ♦ Disorders of Calcium, Phosphorus and Bone Metabolism ♦ Polyglandular Endocrine Syndromes ♦ Endocrine Consequences of Systemic Disorders ♦ Principles of Hormone Measurement ♦ Index

Available in print and e-book formats.
For details, visit www.universitiespress.com

2014 520 pp. Paperback
978-81-7371-913-4 ₹ 950.00

PHARMACY

NEW


Ananthanarayan and Paniker's Textbook of Microbiology (Ninth Edition)

Arti Kapil (Ed.)

See page 15

Analytical Chemistry

G L David Krupadanam, D Vijaya Prasad,
K Varaprasad Rao, K L N Reddy & C Sudhakar



This book deals with the principles and applications of analytical chemistry, and is useful for B.Sc. chemistry students and those working in analytical research laboratories of drug, pesticide and other chemical industries. The topics discussed include the procedures to be followed in analytical work, solvent extraction

as a technique in the isolation and purification of compounds, and chromatographic techniques (TLC, column, paper, ion-exchange, and HPLC) that are used for identification, purification, quantitative analysis and for monitoring the progress of reactions.

Contents: Evaluation of Analytical Data ♦ Separation Methods: Solvent Extraction ♦ Separation Methods: Chromatography ♦ Instrumental Methods of Analysis: UV-Visible Spectroscopy ♦ Analysis of Water ♦ *Index*

2001	216 pp.	Paperback
978-81-7371-385-9		₹ 250.00

Chemistry of Natural Products: A Unified Approach (Second Edition)

N R Krishnaswamy

See page 1


Chemistry of Natural Products: A Laboratory Handbook (Second Edition)

N R Krishnaswamy

See page 1

Conceptual Pharmacology

P Jagadish Prasad



Pharmacology is currently one of the fast-growing branches of medical science. This book was written to provide students basic information in pharmacology with emphasis on clinical aspects and pharmacological approaches to drug-based treatment. Information about the drug is given in detail and includes pharmacokinetics,

pharmacodynamics, clinical indications, adverse drug reactions and drug interactions.


Special Features: Self-assessment questions at the end of each chapter ♦ Numerous illustrations: chemical structures and medical drawings ♦ Unique topics like dermatological pharmacology, drug use in pregnancy, therapeutic drug monitoring and rational drug use

Contents: General Pharmacology ♦ Autonomic Nervous System ♦ Cardiovascular System ♦ Central Nervous System ♦ Autacoids ♦ Hemopoietic System ♦ Diuretics ♦ Chemotherapeutic Agents ♦ Gastrointestinal System ♦ Hormones ♦ Respiratory System Disorders ♦ Immune Pharmacology ♦ Drugs Acting on the Uterus ♦ Drug Therapy of Hyperlipidemias ♦ Toxicology ♦ Drug Use during Pregnancy ♦ Dermatological Pharmacology ♦ *Vitamins Index*

2010	700 pp.	Paperback
978-81-7371-679-9		₹ 675.00

Drugs

*G L David Krupadanam, D Vijaya Prasad,
K Varaprasad Rao, K L N Reddy & C Sudhakar*



Drugs have played a central role in the progress of human civilization. There are many important stages before a compound is used as a drug to treat a disease. The first stage is drug discovery; the second stage is the manufacture; and the third stage is the formulation of the drug in the form of tablets, capsules, injections and solutions. Some drugs like penicillin have been discovered quite accidentally, while some plant-derived drugs have been known to man since very early times; for example, quinine, ephedrine, cocaine, and morphine. This book deals with the historical aspects of the development and use of drugs, vitamins, hormones; their

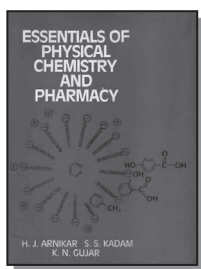
classification, synthesis and formulation; and the general principles of drug actions. The pharmacokinetics, the interaction of drugs in the targeted receptor, and mode of drug synthesis is explained in detail.

Contents: Introduction ♦ Pharmacodynamic agents ♦ Vitamins, hormones, synthetic and natural drugs ♦ Formulation of drugs ♦ *Bibliography* ♦ *Glossary* ♦ *Index*

2001	168 pp.	Paperback
978-81-7371-386-6		₹ 250.00

Essentials of Physical Chemistry and Pharmacy

H J Arnikaar, S S Kadam & K N Gujar




A number of chemical compounds are now being used as drugs. This makes it essential for a student of pharmacy to have sound knowledge of physico-chemical principles. This book brings together the relevant basic concepts of physical chemistry and pharmaceutical sciences. A general account of the gaseous and crystalline states of matter is followed by a detailed treatment of the liquid state including solutions, ionic equilibria, colloidal dispersions, emulsions and gels which form the core of pharmaceutical sciences. Relevant kinetic thermodynamic theories with examples are also included.

1991	384 pp.	Paperback
978-0-86311-084-9		₹ 375.00

Experimental Pharmacology

M C Prabhakar




This book is a unique compendium of experiments on drug response patterns. Students can easily understand the essential theoretical principles of the behaviour of drug agents by analyzing the results. Keeping Indian conditions in mind, locally available material has been used. In this revised second edition, a new experimental animal, the chick has been added.

Contents: Effect of Different Agonists on Blood Pressure Preparation ♦ New and Modified Techniques ♦ Thrills, Paradoxes and Chills ♦ Experiments on Rabbit ♦ Experiments on Chick ♦ Experiments on Cat ♦ Experiments on Guinea Pig ♦ Experiments on Dog ♦ Some Psychopharmacology Techniques ♦ Points to Remember ♦ Some Autonomic Drug Interactions in: I. Anesthetised Rat (Sets 1–18): II. Anesthetised Dog (Sets 19–33)

2013	248 pp.	Paperback
978-81-7371-820-5		₹ 350.00

Experimental Pharmacology for Undergraduates

M C Prabhakar



The book describes the practical exercises in most commonly used experimental animals.

Basic concepts such as receptors and laboratory equipment, are explained prior to guiding the student through the intricacies of experimental pharmacology. Advanced experiments are described in *Experimental Pharmacology*.

Contents: General Concepts ♦ Dose – Response Curve ♦ Agonists and Antagonists ♦ Introduction to the Autonomic Nervous System (ANS) ♦ Experiments on Frog ♦ Experiments on Rat ♦ Bioassays ♦ Identification of an Unknown Compound ♦ Guide to Drug Doses in Laboratory Animals ♦ *Bibliography*

2007	96 pp.	Paperback
978-81-7371-659-1		₹ 160.00

NEW

Herbal Drug Technology (Second Edition)

S S Agrawal & M Paridhavi

See page 2

Indian Medicinal Plants: A Compendium of 500 Species

P K Warriar, V P K Nambiar & C Ramankutty

See page 3

NEW

Introduction to Ayurveda, An

M S Valiathan

See page 4

Legacy of Caraka, The

M S Valiathan

See page 4

Legacy of Susruta, The

M S Valiathan

See page 5


Legacy of Vagbhata, The

M S Valiathan

See page 6

Pharmacology: Basics and Clinical Aspects

Mrinal Kaushik



This book presents the fascinating but complex subject of Pharmacology in a concise and clinically relevant manner. It discusses Pharmacology from a perspective that can be readily identified by students in the context of actual clinical situations. Unlike most books, which tend to test the student's memory skills, the emphasis here is on a logic-based understanding of pharmacology. This would enable students to easily comprehend and, more importantly, to retain the information presented.

In this book, the different types of drugs, their mechanisms of action, rationale for drug interactions and side effects have been discussed in detail. In keeping with the highly dynamic nature of the subject and the vast clinical research underway, the latest and most widely accepted views are provided at every juncture.


Contents: *Section 1:* General Pharmacology—Routes of Drug Administration ♦ Drug Absorption and Distribution ♦ Drug Metabolism and Excretion ♦ Pharmacodynamics; *Section 2:* Drugs Acting on the Cardiovascular System—Antihypertensive Drugs ♦ Antiarrhythmic Drugs; *Section 3:* Drugs Acting on the Central Nervous System—Anaesthesia and Anaesthetic Agents ♦ Antiepilepsy Drugs ♦ Drug Therapy of Alzheimer's Disease ♦ Drug Therapy of Parkinson's Disease ♦ Antidepressant Drugs ♦ Neuroleptics ♦ Drug Therapy of Migraine; *Section 4:* Drugs Acting on the Renal System—Diuretic Agents; *Section 5:* Antimicrobial Drugs—Antibacterial drugs ♦ Antifungal Drugs ♦ Antitubercular Drugs ♦ Antimalarial Drugs ♦ Antiretroviral Drugs ♦ Antiviral Drugs ♦ Anthelmintic Drugs; *Section 6:* Drugs Acting on the Gastrointestinal System—Drug

Therapy of Acid Peptic Disorders ♦ Antiemetic Drugs ♦ Drug-induced Hepatotoxicity; *Section 7: Drugs Acting on the Respiratory System—Drug Therapy of Bronchial Asthma; Section 8: Anticancer Drugs—Cancer Chemotherapy Drugs; Section 9: Drugs Acting on the Metabolic and Endocrine Systems—Antidiabetic Drugs ♦ Antiobesity Drugs ♦ Drug Therapy of Hyperlipoproteinemias; Section 10: Neurotransmitters and Drugs Effective in Neurotransmission Defects—Noradrenergic and Adrenergic system ♦ Dopaminergic System ♦ Serotonergic System ♦ Cholinergic System; Section 11: Inflammation and Anti-inflammatory Drugs—Prostaglandins ♦ Corticosteroids ♦ Non-steroidal Anti-inflammatory Drugs (NSAIDs); Section 12: Effect of Concomitant Use of Multiple Drugs—Drug Interactions ♦ Answer key ♦ Index*

2011	752 pp.	Paperback
978-81-7371-694-2		₹ 795.00

Textbook of Clinical Pharmacy Practice (Second edition)

G Parthasarathi, Karin Nyfort-Hansen &
Milap C Nahata (Eds)



This book aims to equip pharmacists with the knowledge and skills required to discharge their clinical pharmacy practice responsibilities in the Indian scenario. The focus is on providing information about how clinical pharmacy is practiced rather than what they need to know about drugs and therapeutics.

Completely revised and updated, this edition includes four new chapters: *Community Pharmacy Practice, Medication Use in Pregnancy and Lactation, Ethical Issues in Clinical Research and Poison Information*. These chapters address practice areas of great relevance to Indian pharmacists and result in a more comprehensive text overall.

A balanced mix of content, case studies, references and website links has been provided to make the topics as clear and interesting to the reader as possible. Additional appendices comprise laboratory reference values for adults and how to take medication history.

Salient Features: New and revised chapters ♦ Additional tables, sample forms and appendices ♦ Learning objectives and key messages for every chapter ♦ New case studies, practice scenarios and exercises ♦ Updated glossary


Contents: *Foreword to the Second Edition ♦ Foreword to the First Edition ♦ Preface to the Second Edition ♦ Abbreviations ♦ Clinical Pharmacy in India ♦ Clinical Pharmacy: An International Perspective ♦ Community Pharmacy Practice ♦ Key Competencies for Clinical Pharmacy Practice ♦ Communication Skills for Pharmacists ♦ Patient Counselling ♦ Medication Adherence ♦ Essential Medicines and Rational Drug Use ♦ Adverse Drug Reactions and Pharmacovigilance ♦ Drug Interactions ♦ Interpreting Laboratory Data: Biochemistry and Haematology ♦ Interpreting Laboratory Data: Infectious Diseases ♦ Medication Review ♦ Ward Round Participation ♦ Paediatric Pharmacy Practice ♦ Clinical Pharmacy for Geriatric Patients ♦ Medication Use in Pregnancy and Lactation ♦ Critical Appraisal: How to Read a Research Paper ♦ Drug Information ♦ Poison Information ♦ Clinical Pharmacokinetics ♦ Therapeutic Drug Monitoring ♦ Continuing Professional Development ♦ Ethical Issues in Clinical Research ♦ Research in Clinical Pharmacy ♦ Drug Utilisation Evaluation ♦ Pharmacoepidemiology ♦ Medication Errors and Adverse Drug Events ♦ Pharmacoeconomics: Theory, Research and Practice ♦ Development of Therapeutic Guidelines ♦ Appendices ♦ Glossary ♦ Index*

Available in print and e-book formats.
For details, visit www.universitiespress.com

2012	596 pp.	Paperback
978-81-7371-756-7		₹ 525.00

Textbook of Industrial Pharmacognosy

Anusuya R Kashi, S Ramachandran &
Bindu Sukumaran



This book is designed for undergraduate pharmacy students and provides both contemporary and comprehensive information on herbal drugs. The first three chapters—herbal drug industry, patents and intellectual property rights, and standardization of herbal drugs—are new, and have been culled from diverse sources. The book provides current information, and is organized in a format that enables students to focus on the important aspects.


Contents: Herbal drug industry ♦ Patents ♦ Standardization of herbal drugs ♦ Traditional systems of medicine ♦ Ayurvedic formulations ♦ Traditional drugs ♦ Isolation of compounds from natural sources ♦ Herbal cosmetics ♦ Enzymes ♦ Nutraceuticals ♦ Polyploidy ♦ Plant biotechnology ♦ Protoplast technology ♦ Enzyme biotechnology

Available in print and e-book formats.
For details, visit www.universitiespress.com

2012	244 pp.	Paperback
978-81-7371-754-3		₹ 325.00

Textbook of Industrial Pharmacy: Drug Delivery Systems, and Cosmetic and Herbal Drug Technology

Shobha Rani R Hiremath



Textbook of Industrial Pharmacy is a pioneering effort that aims to bring together the three main specialties of pharmaceutical technology—drug delivery systems and industrial pharmacy, cosmetic technology and herbal drugs—in one book. With separate sections on these branches, this book provides detailed information about current techniques, as well as the concepts and principles on which they are based.

Targeted at final year B Pharm and first year M Pharm students, this book includes many step-by-step procedures, illustrations, and examples relating to drug delivery systems, optimisation and validation of pharmaceuticals, herbal drugs and products, cosmetics and cosmeceuticals. In addition, key points and self-assessment questions have been included at the end of every chapter.

Special Features: Systematic and thorough coverage of syllabus topics ♦ Step-by-step procedures ♦ Illustrations that enhance understanding of text ♦ Six full-colour plates ♦ Numerous examples to improve comprehension ♦ Key points and self-assessment questions

Contents: *Section I: Drug Delivery and Industrial Pharmacy* ♦ Introduction to Novel Drug Delivery Systems ♦ Controlled Drug Delivery Systems ♦ Transdermal Drug Delivery Systems ♦ Ocular Drug Delivery systems ♦ Nasal Drug Delivery Systems ♦ Buccal Drug Delivery Systems ♦ Implant Drug Delivery Systems ♦ Targeted Drug Delivery Systems ♦ Liposome ♦ Niosomes ♦ Microspheres ♦ Nanoparticles ♦ Methods of Enhancing Bioavailability of Drugs ♦ Pilot Plant and Scale – Up ♦ Optimisation Techniques in Pharmaceutical Formulation and

Processing ♦ Process Validation ♦ Pollution Control and Effluent treatment in Pharmaceutical Industries ♦ *Section II: Cosmetic Technology* ♦ Raw Materials Used in Cosmetics ♦ Cosmeceuticals ♦ Formulation of Cosmetics ♦ Herbal Cosmetics ♦ Quality control of Cosmetics ♦ Safety and Efficacy of cosmetics ♦ Stability Testing ♦ Regulatory Aspects of Cosmetics ♦ *Section III: Herbal Drug Technology* ♦ Natural Products and Drug Discovery – A Perspective ♦ Introduction to Isolation, Identification and Estimation of lead Compounds from Natural Products ♦ Quality Control and Standardisation of Herbal Drugs – An Overview

2008

464 pp.

Paperback


978-81-7371-639-3

₹ 450.00

PHYSIOLOGY

Textbook of Practical Physiology (Third Edition)

G K Pal & Pravati Pal



For almost ten years, the *Textbook of Practical Physiology* has helped students acquire the knowledge and skills required to perform the investigations that form an intrinsic part of this subject. In the third edition, all the chapters have been thoroughly revised and the concepts updated. A new chapter on the spectral analysis of heart rate variability has been added. This is the first textbook in medicine to introduce this topic as a text for medical students. Apart from this, the feedback received from students and teachers has been given due importance and is reflected in this edition.

Special Features: New chapter on spectral analysis of heart rate variability ♦ Updated chapters ♦ Simple language ♦ Numerous illustrations to enhance clarity ♦ Viva and OSPE questions ♦ Updated bibliography


Contents: *Section I: Hematology* ♦ Introduction to Hematology ♦ Collection of Blood Samples ♦ Estimation of Hemoglobin Concentration ♦ Determination of Hematocrit ♦ Study of the Compound Microscope ♦ Hemocytometry ♦ Total RBC Count ♦ Determination of Red Blood Cell Indices ♦ Total Leucocyte Count ♦ Preparation and Examination of Blood Smear ♦ Differential Leucocyte Count ♦ Arneth Count ♦ Absolute Eosinophil Count ♦ Determination of Erythrocyte Sedimentation Rate ♦ Determination of Blood Group ♦ Osmotic Fragility of Red Cells ♦ Determination of Bleeding Time and Coagulation Time ♦ Platelet Count ♦ Reticulocyte Count ♦ *Section II: Human Experiments* ♦ General Principles of Clinical Examination ♦ General Examination Respiratory System ♦ Stethography ♦ Clinical Examination of the Respiratory System ♦ Effect of Posture on Vital Capacity ♦ Pulmonary Function Tests Gastrointestinal System ♦ Clinical Examination of the Gastrointestinal System Cardiovascular System ♦ Electrocardiography ♦ Clinical Examination of the Radial Pulse ♦ Arterial Pulse Tracing ♦ Measurement of Blood Pressure ♦ Effect of Posture on Blood Pressure and Heart Rate ♦ Effect of Exercise on Blood Pressure and Heart Rate ♦ Clinical Examination of the Cardiovascular System ♦ Systolic Time Intervals Nerve and Muscle ♦ Nerve Conduction Study ♦ Electromyography ♦ Mosso's Ergography Nervous System ♦ Clinical Examination of the Sensory System ♦ Clinical Examination of the Motor System ♦ Clinical Examination of the Cranial Nerves ♦ Autonomic Function Tests ♦ Spectral Analysis of Heart Rate Variability ♦ Brainstem Auditory Evoked Potential ♦ Visual Evoked Potential ♦ Somatosensory Evoked Potential ♦ Motor Evoked Potential Special Senses ♦ Perimetry ♦ Visual Acuity ♦ Colour Vision ♦ Hearing Tests ♦ Examination of Taste and Smell Reproductive System ♦ Semen Analysis ♦ Pregnancy Diagnostic Tests ♦ *Section III: Amphibian Experiments* ♦ Experiments on Frog's Nerve and Muscle ♦ Appliances ♦ Nerve–Muscle Preparation ♦ Study of Reactivity of Tissues ♦ Simple Muscle Twitch ♦ Effect of Temperature on Simple Muscle Twitch ♦ Effect of Increasing Strength of Stimuli on Muscle Contraction ♦ Effect of Two Successive Stimuli on Muscle Contraction ♦ Genesis of Tetanus ♦ Genesis of Fatigue ♦ Effect of Load on Muscle Contraction ♦ Isometric Contraction ♦ Conduction Velocity of Nerves in Frogs Experiments on Frog's Heart and Blood Vessels ♦ Normal Cardiogram of Frog ♦ Effect of Temperature on Frog's Heart ♦ Effect of Stannius Ligature on Frog's Heart ♦ Properties of the Cardiac

Muscle ♦ Effect of Stimulation of Vagosympathetic Trunk on Frog's Heart ♦ Effect of Nicotine and Atropine on Frog's Heart ♦ Perfusion of Frog's Heart and Effect of Drugs and Ions ♦ Perfusion of Blood Vessels of the Frog ♦ Capillary Circulation in the Frog Experiments on Frog's Nervous System ♦ Postural Reflexes in the Frog ♦ *Section IV: Mammalian Experiments* ♦ Perfusion of Isolated Heart of Rabbit by Langendorff's Method ♦ Effect of Drugs and Ions on Isolated Mammalian Intestine ♦ Effect of Drugs on Mammalian Uterine Contraction ♦ Estrus Cycle in Rats ♦ Demonstrations of Experiments in the Anesthetised Dog Index of normal values ♦ *Bibliography ♦ Index*

2010	452 pp.	Paperback
978-81-7371-671-3		₹ 375.00

Textbook of Practical Physiology for Dental Students

G K Pal & Pravati Pal



Dental science is vast in its approach and many branches of medicine come together in this specialty. A dental student should have adequate practical and theoretical knowledge of the various aspects of physiology of many systems including cardiovascular and respiratory physiology, hematology, endocrinology and neurophysiology.

This book covers all aspects of practicals in the subject. The experiment and its principle are presented in a very precise though comprehensive form. The book contains not only details of practicals, but also adequate theoretical aspects of the practical: therefore, this is a complete textbook of practical physiology. We have made special efforts to emphasise the application of practical knowledge in clinical medicine. The book contains all essential underlying

principles of practical physiology *as per the latest recommendations of the Dental Council of India (DCI) and Medical Council of India (MCI)*. The instruction of DCI to lay emphasis on applied aspects of physiology practicals has been adequately taken care of in this book.


Contents: *Preface ♦ General Introduction ♦ General Laboratory Instruction ♦ Section I: (Human Experiments) Hematology* ♦ Introduction to Hematology ♦ Collection of Blood Samples ♦ Estimation of Hemoglobin Concentration ♦ Determination of Hematocrit ♦ Study of the Compound Microscope ♦ Hemocytometry ♦ Total RBC Count ♦ Determination of Red Blood Cell Indices ♦ Total Leucocyte Count ♦ Preparation and Examination of Blood Smear ♦ Differential Leucocyte Count ♦ Arneht Count ♦ Absolute Eosinophil Count ♦ Determination of Erythrocyte Sedimentation Rate ♦ Determination of Blood Group ♦ Osmotic Fragility of Red Cells ♦ Determination of Bleeding Time and Coagulation Time ♦ Platelet Count ♦ Respiratory System ♦ Stethography ♦ Clinical Examination of the Respiratory System ♦ Effect of Posture on Vital Capacity ♦ Cardiovascular System ♦ Electrocardiography ♦ Clinical Examination of the Radial Pulse ♦ Measurement of Blood Pressure ♦ Effect of Posture on Blood Pressure and Heart Rate ♦ Effect of Exercise on Blood Pressure and Heart Rate ♦ Clinical Examination of the Cardiovascular System ♦ Nervous System ♦ Clinical Examination of the Sensory System ♦ Clinical Examination of the Motor System ♦ Clinical Examination of the Cranial Nerves ♦ Special Senses ♦ Perimetry ♦ Visual Acuity ♦ Colour Vision ♦ Hearing Tests ♦ Examination of Taste and Smell ♦ *Section II: (Amphibian and Mammalian Experiments)* Experiments on Frog's Nerve and Muscle ♦ Appliances ♦ Nerve-Muscle Preparation ♦ Simple Muscle Twitch ♦ Effect of Temperature on Simple Muscle Twitch ♦ Genesis of Tetanus ♦ Genesis of Fatigue. ♦ Experiments On Frog's Heart And Blood Vessels ♦ Normal Cardiogram of Frog ♦ Effect of Temperature on Frog's Heart ♦ Effect of Stannius Ligature on Frog's Heart ♦ Experiments On Frog's Nervous System ♦ Postural Reflexes in Frog ♦ Index of Normal Values ♦ *Bibliography ♦ Index*

2006	296 pp.	Paperback
978-81-250-3050-8		₹ 350.00

SURGERY

**Benign Breast Diseases:
A Surgical Approach**

Uma Krishnaswamy (Ed.)



Benign breast disorders and diseases are commonly encountered in Indian clinical practice. Though reliable statistics are not available, the incidence of such disorders, in India, is thought to exceed that of carcinoma breast by a factor of ten or more.

Cultural inhibitions often prevent the Indian woman from seeking medical attention for a breast-related problem. Further, non-cancerous conditions are deemed unworthy of attention. Often, patients are subjected to needless surgical biopsies and unnecessary lifelong surveillance, with psychological consequences. And it seems a matter of luck that the patient receives appropriate management at all.

This is tragic, as the risk of breast cancer is generally lower among Indian women as a whole, as compared to women in the more developed countries. Yet the common problems of the breast have received scant attention so far, in developing countries.

Benign Breast Diseases was written to focus attention on these common problems, to enable the medical practitioner to distinguish the benign from the malignant condition.

Special Features: A CD containing clinical and pathology images has been included ♦ The book is well illustrated with line drawings ♦ The book contains colour plates spread over 20 pages ♦ A useful guide to breast self-examination has been included as an annexure ♦ Algorithms for the management of breast disorders and diseases have been included.

Contents: Development of the Breast ♦ Anatomy of the Breast ♦ Physiology of the Breast


♦ Clinical Evaluation of the Breast ♦ Imaging and Interventional Radiology in Benign Breast Lesions ♦ Pathology of Benign Breast Diseases ♦ Management of Clinical Problems ♦ Aesthetic Surgery of the Breast ♦ Prevention of Benign Breast Diseases ♦ *Appendix 1:* Algorithms for the Management of Common Breast Problems ♦ *Appendix 2:* Guide to Breast Self-examination ♦ *Index* ♦ *List of Plates:* Development of the Breast; Anatomy of the Breast; Physiology of the Breast; Pathology of Benign Breast Diseases; Management of Clinical Problems; Aesthetic Surgery of the Breast; List of Slides in the CD

*Available in e-book format only.
For details, visit www.universitiespress.com*

GENERAL INTEREST

**Concise History of Science in India, A
(Second Edition)**

D M Bose, S N Sen, B V Subbarayappa (Eds)



India's contributions in the field of science have been very influential in the development of human civilisation. The decimal place value system and the Ayurvedic way of life are just two well-known legacies of this ancient culture.

Yet there are only a few books which provide an unbiased and authentic view of this world. One reason for this is that the study of Indian science through the ages involves the complex integration of the knowledge of many languages and diverse scientific disciplines. Through the years, there has been growing interest in this study as an important aspect in understanding man's interaction with nature, his material life and cultural patterns. The

Indian National Science Academy, through its History of Science Board (1958) and the National Commission for the Compilation of History of Sciences in India (1967) renamed in 1989 as the Indian National Commission for History of Science sought further means to stimulate this interest among universities and scholars. The result was the publication of *A Concise History of Science in India*.


This book attempts to present a brief account of the development of science from early times to Independence, in one of the most ancient civilisations of the world. After nearly four decades since its publication, *A Concise History of Science in India* remains one of the most extensive and authentic account of Indian science through the ages. Yet further studies in the field have brought to light new material. This revised edition, taken up by B V Subbarayappa, one of the three original editors, seeks to integrate the new information with the knowledge already at hand.

Contents: List of Figures, Tables and Plates ♦ A Survey of Source ♦ Astronomy ♦ Mathematics ♦ Medicine ♦ Chemical Practices and Alchemy ♦ Agriculture ♦ Botany ♦ Zoology ♦ The Physical World: Views and Concepts ♦ Western Science in India up to Independence ♦ Resume ♦ *Glossary Bibliography ♦ Supplementary Bibliography ♦ Index*

2009	980 pp.	Paperback
978-81-7371-619-5		₹ 1095.00

Encyclopaedia of Classical Indian Sciences

Helaine Selin & Roddam Narasimha (Eds)



India's contributions to science and technology are among the most ancient and influential in the world. In mathematics, the decimal place

value system with zero as a numeral, used universally today, owes its origin to India. The science of Ayurveda, which has been practised for millennia in India, is now gaining wider acceptance even as many ancient remedies are turned into modern drugs. Indian astronomical computations, ritual geometry, brick technology and metallurgical innovations have been among the finest achievements in the world of science and technology.

Encyclopaedia of Classical Indian Sciences is an attempt to provide an authentic account of natural science, technology and medicine as practised by Indians and other South Asians. It also includes biographical articles on many ancient Indian scientists, and some articles (polemic in nature) on the history of Indian science and technology, such as the essay on the effects of colonialism. All articles are contributions of acknowledged authorities on their subject drawn from across the world.


Contents: Agriculture ♦ Alchemy ♦ Algebra: Bijaganita ♦ Arithmetic: Patiganita ♦ Armillary Spheres ♦ Aryabhata ♦ Astrology ♦ Astronomical Instruments ♦ Astronomy ♦ Astronomy in the Indo-Malay Archipelago ♦ Atomism ♦ Atreya ♦ Bakhshali Manuscript ♦ Baudhayana ♦ Bhaskara I ♦ Bhaskara II ♦ Al-Biruni ♦ Brahmagupta ♦ Bricks ♦ Calculus ♦ Calendars ♦ Candrasekhara Samanta ♦ Caraka ♦ City Planning ♦ Colonialism and Science ♦ Combinatorics in Indian Mathematics ♦ Decimal Notation ♦ Desantara ♦ Devacarya ♦ Dyes ♦ East and West ♦ East and West: India in the Transmission of Knowledge from East to West ♦ Eclipses ♦ Environment and Nature ♦ Epilepsy ♦ Ethnobotany ♦ Forestry ♦ Geography ♦ Geometry ♦ Gnomon ♦ Haridatta ♦ Irrigation in India and Sri Lanka ♦ Jagannatha Samrat ♦ Jai Singh ♦ Jayadeva ♦ Kamalakara ♦ Knowledge Systems: Local Knowledge ♦ Knowledge Systems ♦ Lalla ♦ Lunar Mansions in Indian Astronomy ♦ Madhava of Sangamagrama ♦ Magic and Science ♦ Magic Squares in Indian Mathematics ♦ Mahadeva ♦ Mahavira ♦ Mahendra Suri ♦ Makaranda ♦ Maps and Mapmaking ♦ Mathematics ♦ Medical Ethics ♦ Medicine: Ayurveda ♦ Medieval Science and Technology ♦ Metallurgy: Bronzes of South India ♦ Metallurgy: Iron and Steel ♦ Metallurgy: Zinc and its Alloys: Ancient Smelting Technology ♦ Meteorology ♦ Military Technology ♦ Munisvara ♦ Narayana Pandita ♦ Navigation ♦ Number Theory ♦ Observatories ♦ Paksa ♦ Parameswara

♦ Paulisa ♦ Physics ♦ Pi in Indian Mathematics ♦ Precession of the Equinoxes ♦ Putumana Somayaji: Rainwater Harvesting ♦ Ramanujan ♦ Rationale in Indian Mathematics ♦ Rockets and Rocketry ♦ Salt ♦ Sailkara Variyar ♦ Satananda ♦ Science as a Western Phenomenon ♦ Sexagesimal System ♦ Sphujidhvaja ♦ Sridhara ♦ Sripati ♦ Sulbasutras ♦ Suryasiddhanta ♦ Susruta ♦ Technology and Culture ♦ Textiles ♦ Time ♦ Trigonometry ♦ Vakyakarana ♦ Values and Science ♦ Varahamihira ♦ Vatesvara ♦ Weights and Measures in the Indus Valley ♦ Western Dominance ♦ Wind Power ♦ Yavanesvara ♦ Yoga ♦ Yuktibhasa of Jyesthadeva ♦ Zero ♦ Zij ♦ Zodiac ♦ *List of Contributors* ♦ *Index*

2007 492 pp. Hardback
978-81-7371-555-6 ₹ 1025.00

Know Your English Vol. 1: Idioms and their stories

S Upendran




Idioms and their stories is the first of a four volume series, based on the popular column, *Know Your English*, which has been a regular feature in *The Hindu* since 1982. Teachers, students, and those who are keen on honing their speaking and writing skills will find the series useful. This volume contains a selection of more than 300 idioms, and each entry gives the meaning of the idiom, provides examples of its use, and wherever possible, traces its origin.

2011 216 pp. Paperback
978-81-7371-729-1 ₹ 195.00

NEW

Know Your English Vol. II: Words frequently confused

S Upendran




Words Frequently Confused, the second volume in the four volume series, *Know Your English*, is based on S. Upendran's popular weekly column published in *The Hindu*. It contains a selection of about 480 pairs of words that are frequently confused. Each entry gives the meaning of the words and points out the difference between them. Examples are also provided showing how the words can be used in everyday contexts. Some of the entries also contain information about the pronunciation and the etymology (origin) of the word.

Available in print and e-book formats.
For details, visit www.universitiespress.com

2012 416 pp. Paperback
978-81-7371-730-7 ₹ 275.00

Squaring the Circle: Seven Steps to Indian Renaissance

APJ Abdul Kalam with Arun Tiwari



Dr Kalam calls for an Indian Renaissance, which he describes in seven steps involving the common

people of the land, and in particular, the youth. He urges people to arise out of servitude to a vested ruling class, awake from the slumber of a passive democracy, and advance to manifest our destiny of a developed nation. He recommends that by turning inward and listening to the voice of our conscience, we can live a virtuous life and thereby build a strong and secure India.


Contents: Introduction ♦ The Story of Socrates ♦ We Are All One ♦ Truth and Reconciliation ♦ Beyond Narrow Domestic Walls ♦ A World View is a Lens ♦ Ignited Minds ♦ Know Thyself ♦ Social Enterprise ♦ Istikhara ♦ Good to Great ♦ Re-energizing Relations ♦ Strength respects Strength ♦ Work, Bread, Water and Salt for All ♦ Livable Planet ♦ *Epilogue* ♦ *Index*

Available in print and e-book formats.
For details, visit www.universitiespress.com

2013	304 pp.	Paperback
978-81-7371-891-5		₹ 295.00

Story of Our Food, The

K T Achaya



- Our distant ancestors speared animals for food. How do we know this?
- Why did vegetarian habits develop so long ago only in India?
- Why were food, health and natural elements considered if separable?
- What do the words hot and cold, when applied to food, mean in India?
- How old are idli, the vada and curd-based shrikand?
- When and where did the mango originate? And the papaya?
- Why were chillies not used in Akbar's kitchen?
- What was India's first beverage-coffee or tea?

From which Indian language did the words curry, betel leaf and sugar enter into English language?

The answers to all these questions, and many more, can be found in this amazing and richly-textured little book. It shows how our wonderful Indian cuisine, with all its regional variants, is the outcome of food plants brought into India from numerous directions over thousands of years. How food occupied an important niche in the natural cycle. And of a social ethic in which cleanliness was indeed next to godliness.


Contents: List of Illustrations ♦ Our Early Ancestors ♦ The Harappan Meal ♦ How Weeds became Foodgrains ♦ The Aryan Way of Lift ♦ Theory and Practice ♦ Through Other Eyes ♦ The Muslim Contribution ♦ Many Regions, Many Foods ♦ Europe Vies the Indian Scene ♦ The Taste of the New World ♦ More Exotic Delights ♦ *Bibliography* ♦ *Glossary of Indian and Non-English Words* ♦ *General Index*

Available in print and e-book formats.
For details, visit www.universitiespress.com

2000	148 pp.	Paperback
978-81-7371-293-7		₹ 150.00

Wings of Fire: An Autobiography (Abridged, Special Student Edition with Exercises)

A P J Abdul Kalam with Arun Tiwari




This simplified and abridged version now makes Dr Kalam's inspirational story accessible to students. A comprehensive glossary provides

help in the understanding of technical terms. This Special Student Edition includes exercises.

2004	144 pp.	Paperback
978-81-7371-548-8		₹ 150.00

Wings of Fire: An Autobiography

A P J Abdul Kalam with Arun Tiwari



Avul Pakir Jainulabdeen Abdul Kalam, the son of a little-educated boat-owner in Rameswaram, Tamil Nadu, had an unparalleled career as a

defence scientist, culminating in the highest civilian award of India, the Bharat Ratna. As chief of the country's defence research and development programme, Kalam demonstrated the great potential for dynamism and innovation that existed in seemingly moribund research establishments. This is the story of Kalam's rise from obscurity and his personal and professional struggles, as well as the story of Agni, Prithvi, Akash, Trishul and Nag—missiles that have become household names in India and have raised the nation to the level of a missile power of international reckoning. This is also the saga of independent India's struggle for technological self-sufficiency and defensive autonomy—a story as much about politics (domestic and international) as it is about science.

*Available in print and e-book formats.
For details, visit www.universitiespress.com*

1999	212 pp.	Paperback
978-81-7371-146-6		₹ 275.00

LIST OF UNIVERSITIES PRESS e-BOOKS AVAILABLE ON



978-81-7371-932-5	A & P Textbook of Microbiology (9th Edition)	Arti Kapil (Ed.)
978-81-7371-797-0	Adolescence	Usha R Krishna
978-81-7371-785-7	Advances in Cloud Computing	Rajiv Ranjan
978-81-7371-841-0	Advances in Medical Plants	Janardhan K Reddy
978-81-7371-925-7	Agenda of The Apprentice Scientist	Nicole Ostrowsky
978-81-7371-837-3	Amphibians of Peninsular India	Ranjit Daniels
978-81-7371-883-0	Antenatal and Intrapartum Surveillance	Sir Sabaratnam Arulkumaran
978-81-7371-869-4	Astrophysics of The Solar System	K D Abhyankar
978-81-7371-871-7	Astrophysics: Stars and Galaxies	K D Abhyankar
978-81-7371-898-4	At The Speed of Light (V.I.P.)	G Venkataraman
978-81-7371-896-0	Benign Breast Disease: A Surgical Approach	Uma Krishnaswamy
978-81-7371-859-5	Bhabha and His Magnificent Obsessions	G Venkataraman
978-81-7371-868-7	Birds Beyond Watching	Abdul Jamil Urfi
978-81-7371-894-6	Birds in Our Lives	Asish Kothari
978-81-7371-852-6	Bose and His Statistics	G Venkataraman
978-81-7371-807-6	Brief History of Rocketry, A	P V Manoranjan Rao
978-81-7371-833-5	Butterflies of Peninsular India	Krushnamegh Kunte
978-81-7371-863-2	Can Stars Find Peace	G. Srinivasan
978-81-7371-906-6	Cardiology: A Socratic Approach	Wei Min Chong
978-81-7371-875-5	Chandrasekhar and His Limit	G Venkataraman
978-81-7371-813-7	Compendium of e-Governance	Piyush Gupta
978-81-7371-836-6	Computer, Internet and Multimedia Dictionary	Surendra Verma
978-81-7371-895-3	Controversial Drug Plants	Vasudevan Nair
978-81-7371-853-3	Data Mining Techniques	Arun K Pujari
978-81-7371-808-3	Dimensions in Environmental & Ecological	Nirmal Chandra Sahu
978-81-7371-866-3	Disaster Management	Harsh K Gupta
978-81-7371-865-6	Disaster Management Global Challenges	Rajib Shaw
978-81-7371-817-5	Elements of Psychology and Mental Hygiene	Aruna Balachandra
978-81-7371-800-7	Endometriosis	N D Motashaw
978-81-7371-823-6	Engineering Chemistry	N B Singh, S S Da, Kalpana Singh
978-81-7371-790-1	Engineering Mathematics (2nd Edition)	Koneru Sarveswara Rao
978-81-7371-821-2	Environmental Science and Engineering (2nd Edition)	Aloka Debi
978-81-7371-851-9	Field Days	A J T Johnsingh
978-81-7371-846-5	Forensic Medicine	P V Guharaj
978-81-7371-791-8	Gas Tables (3rd Edition)	Ethirajan Rathakrishnan
978-81-7371-908-0	General Surgery for BDS Students	A Sukumar
978-81-7371-893-9	Group Theory: Selected Problems	B Sury
978-81-7371-799-4	Gynecological Urology	Usha B Saraiya
978-81-7371-789-5	Herbal Drug Technology (2nd Edition)	S S Agrawal, M Paridhavi
978-81-7371-849-6	Hot Story, A	G Venkataraman
978-81-7371-792-5	Indian Medicinal Plants Volume - 1	P K Warriar, V P K Nambiar, C Ramankutty

- 978-81-7371-793-2 Indian Medicinal Plants Volume - 2
 978-81-7371-794-9 Indian Medicinal Plants Volume - 3
 978-81-7371-795-6 Indian Medicinal Plants Volume - 4
 978-81-7371-796-3 Indian Medicinal Plants Volume - 5
 978-81-7371-786-4 Industrial Psychology: Theory and Practice
 978-81-7371-819-9 International Finance
 978-81-7371-861-8 Introduction to Ayurveda, An
 978-81-7371-848-9 Introduction to Soil Reinforcement and Geosynthetics
 978-81-7371-830-4 Know Your English Volume 2: Words Frequently Confused
 978-81-7371-802-1 Low Birth Weight Baby, The
 978-81-7371-814-4 Mammals of South Asia: Volume 1
 978-81-7371-873-1 Management of Labour, The
 978-81-7371-878-6 Many Phases of Matter, The
 978-81-7371-831-1 Marine Mammals of India
 978-81-7371-905-9 Medicine at A Glance
 978-81-7371-806-9 Menopause
 978-81-7371-826-7 Monitoring Elephant Populations & Assessing
 978-81-7371-816-8 Mudaliar and Menon's Clinical Obstetrics
 978-81-7371-907-3 Obstetrics Medicine
 978-81-7371-918-9 Pediatric Endocrine Disorders (*third Edition*)
 978-81-7371-801-4 Perinatal Asphyxia
 978-81-7371-911-0 Practical Guide to Obstetrics, A
 978-81-7371-804-5 Practical infertility Management
 978-81-7371-805-2 Practical Neonatal Care
 978-81-7371-798-7 Pregnancy induced Hypertension
 978-81-7371-783-3 Production and Operations Management
 978-81-7371-824-3 Programming Logic and Techniques
 978-81-7371-779-6 Programming With C
 978-81-7371-857-1 Quantum Revolution I: The Breakthrough
 978-81-7371-876-2 Quantum Revolution II: QED: The Jewel of Physics
 978-81-7371-858-8 Quantum Revolution III: What Is Reality?
 978-81-7371-899-1 Raman and His Effect (V.I.P.)
 978-81-7371-834-2 Remote Sensing & Its Applications
 978-81-7371-860-1 Saha and His Formula
 978-81-7371-847-2 Science 366: A Chronicle of Science & Technology
 978-81-7371-842-7 Solid State Microelectronic & Optoelectronic Devices
 978-81-7371-818-2 Solitary Cysticercus Granuloma
 978-81-7371-812-0 Spiders of India
 978-81-7371-910-3 Squaring the Circle
 978-81-7371-843-4 Statistical Mechanics (*Rev Edition*)
 978-81-7371-835-9 Story of Our Food, The
 978-81-7371-882-3 Textbook of Basic and Clinical Immunology
 978-81-7371-815-1 Textbook of Clinical Pharmacy Practic (*2nd Edition*)
 978-81-7371-870-0 Textbook on Heat Transfer, A (*Fourth Edition*)
 P K Warriar, V P K Nambiar, C Ramankutty
 P K Warriar, V P K Nambiar, C Ramankutty
 P K Warriar, V P K Nambiar, C Ramankutty
 P K Warriar, V P K Nambiar, C Ramankutty
 Dipak Bhattacharyya, Sutapa Bhattacharya
 G Shailaja
 MS Valiathan
 G L Sivakumar Babu
 S Upendran
 R L Tambyraja
 AJT Johnsingh, Nima Manjrekar
 Sir Sabaratnam Arulkumaran
 G Venkataraman
 Kumaran Sathasivam
 R S Vasan
 Usha R Krishna
 Simon Hedges
 A L Mudaliar
 S Raman
 Meena P Desai
 S Arulkumaran
 Arjun Gita
 Duru Shah
 Krishnan Lalitha
 Harshalal R Seneviratne
 Dipak Kumar Bhattacharyya
 S B Kishor
 R S Bichkar
 G Venkataraman
 G Venkataraman
 G Venkataraman
 G Venkataraman
 L R A Narayan
 G Venkataraman
 Biman Basu
 Angsuman Sarkar
 Vedantam Rajshekhar,
 Mathew J Chandy (Eds)
 P A Sebastian
 A P J Abdul Kalam
 Avijith Lahiri
 K T Achaya
 Sudha Gangal
 G Parthasarathi
 S P Sukhatme

978-81-250-5034-6	Textbook of Medical Parasitology	<i>R Panjarathinam</i>
978-81-7371-809-0	Textbook of Medicine	<i>R S Vasan</i>
978-81-7371-838-0	Textbook of Industrial Pharmacognosy	<i>R Kashi Anusuya</i>
978-81-7371-856-4	Textbook of Surveying	<i>C Venkatramaiah</i>
978-81-7371-879-3	The Big and The Small Volume 1	<i>G Venkataraman</i>
978-81-7371-850-2	The Big and The Small Volume 2	<i>G Venkataraman</i>
978-81-7371-854-0	The Legacy of Caraka	<i>M S Valiathan</i>
978-81-7371-855-7	The Legacy of Vagbhata	<i>M S Valiathan</i>
978-81-7371-840-3	Thermal Imaging Technology	<i>R N Singh</i>
978-81-7371-844-1	What Are The Stars	<i>Ganesan Srinivasan</i>
978-81-7371-877-9	Why Are Things The Way They Are?	<i>G Venkataraman</i>
978-81-7371-780-2	Wings of Fire: An Autobiography	<i>A P J Abdul Kalam</i>

AUTHOR INDEX

- Abdul Kalam, APJ with Arun Tiwari* 42, 43, 44
Achaya, K T 43
Agrawal, S S 2, 35
Amar Bhide 23
Ananthanarayan, R 18
Arnikar, H J 34
Arti Kapil 1, 15, 32
Arulkumaran, S 18, 22
Aruna Balachandra 17
Asha Oumachigui 2, 20, 21, 18
Bhasker Rao, K 18, 22
Bindu Sukumaran 37
Bose, D M 40
Chandran, M R 13
Chandrika N Wijeyaratne 31
Channarayappa 9
Dave, S 28
David Krupadanam, G L 32, 33
Duru Shah 30
Gautam Allahbadia 30
Ghosh, U K 19
Gita Arjun 23, 26
Guha, S K 9
Guharaj, P V 13
Gujar, K N 34
Habeebullah, S 2, 20, 21, 18
Harshalal R Seneviratne 31
Helaine Selin 41
Jagadish Prasad, P 33
Jayaraj, B D 13
Jaydeep Tank 20
Jenkins, H M L 30
Kadam, S S 34
Karin Nyfort-Hansen 36
Krishnaswamy, N R 1, 33
Lakshmi Seshadri 26
Lalitha Krishnan 19, 27
Leonie Penna 23
Lopa A Mehta 1, 14, 18
Mahesh, P A 13
Mala Vijayakrishnan 18, 22
Manu L Kothari 1, 14, 18
Mary S Mathews 17
Mary Sulakshini Immanuel 17
Max Mongelli 29
Meena P Desai 32
Menon, P S N 32
Milap C Nahata 36
Misra, K P 11, 12
Mrinal Kaushik 35
Nambiar, V P K 3, 35
Pal, G K 38, 39
Panjarathinam, R 16
Paridhavi, M 2, 35
Parikshit Tank 20
Parthasarathi, G 36
Prabhakar, M C 34
Pranathi Reddy 14
Pratap Kumar 25
Pravati Pal 38, 39
Rafi M D 7, 8
Raja Rao, C 9
Ramankutty, C 3, 35
Reddy, K L N 32, 33
Roddam Narasimha 41
Rohana Haththoutuwa 20
Ruth H Ashbee 17
Sabaratnam Arulkumaran 25, 30
Sadhana S Roychoudhury 1, 14, 18
Sarala Gopalan 7, 24, 19, 25
Sarbadhikari, S N 9
Sen, S N 40
Shobha Rani R Hiremath 37
Shubhangi Sontakke 8, 10, 15, 16
Shyam V Desai 29
Simon O' Connor 12
Sir Sabaratnam Arulkumaran 20, 23
Soma Raju, B 11
Soundara Raghavan, S 2, 20, 21, 18
Subbarayappa, B V 40
Sudha Seshadri 15
Sudhakar, C 32, 33
Swarna Rekha Bhat 1, 18, 31
Tambyraja, R L 29
Tracey Baker 12
Uma Krishnaswamy 40
Uma Ram 14, 26
Upendran, S 42
Usha B Saraiya 29
Usha R Krishna 28, 30
Valiathan, M S 4, 5, 6, 35
Vanita Jain 7, 19, 24
Varaprasad Rao, K 32, 33
Vasan, R S 15
Vidyasagar, B 13
Vijaya Prasad, D 32, 33
Vijayalakshmi Bhatia 32
Vinita Salvi 28
Warrier, P K 3, 35

TITLE INDEX

- 50 Fascinating Case Studies 11
 Achar's Textbook of Pediatrics (Fourth Edition) 1, 18, 31
 Adolescence 28
 Analytical Chemistry 32
 Ananthanarayan and Paniker's Textbook of Microbiology (Ninth Edition) 1, 15, 32
 Ananthanarayan and Paniker's Textbook of Microbiology for Nurses 17
 Antenatal and Intrapartum Fetal Surveillance 20
 Benign Breast Diseases: A Surgical Approach 40
 Bhatia and Craig's Elements of Psychology and Mental Hygiene for Nurses in India (Third Edition) 17
 Chemistry of Natural Products: A Laboratory Handbook (Second Edition) 1, 33
 Chemistry of Natural Products: A Unified Approach (Second Edition) 1, 33
 Clinical Methods in Cardiology 11
 Clinical Methods in Obstetrics and Gynecology: A problem based approach (Second Edition) 20
 Common Obstetrical and Gynecological Conditions: A Clinical Management Handbook 19
 Conceptual Pharmacology 33
 Concise History of Science in India, A (Second Edition) 40
 Drugs 33
 Encyclopaedia of Classical Indian Sciences 41
 Endometriosis 28
 Essential Obstetrics: Textbook for Undergraduates 2, 18, 21
 Essentials of Human Genetics (Fifth Edition) 1, 14, 18
 Essentials of Physical Chemistry and Pharmacy 34
 Experimental Pharmacology for Undergraduates 34
 Experimental Pharmacology 34
 Forensic Medicine (Second Edition) 13
 Gynecological Urology 29
 Handbook of Obstetric and Gynecologic Emergencies 18, 22
 Herbal Drug Technology (Second Edition) 2, 35
 High-Risk Obstetrics: Practical Guidelines 22
 Indian Medicinal Plants: A Compendium of 500 Species 3, 35
 Interpreting Obstetric Ultrasound: A Case-based Approach 23
 Introduction to Ayurveda, An 4, 35
 Introduction to Medical Microbiology 18
 Know Your English Vol. 1: Idioms and their stories 42
 Know Your English Vol. II: Words frequently confused 42
 Legacy of Caraka, The 4, 35
 Legacy of Susruta, The 5, 35
 Legacy of Vagbhata, The 6, 35
 Low Birth Weight Baby, The 29
 Management of Labour, The (Third Edition) 23
 Manual of Practical Biochemistry for Medical Students (Second Edition) 8
 Menopause (Second Edition) 30
 MRCOG Part 2: A Structured Approach 14
 Mudaliar and Menon's Clinical Obstetrics (Eleventh Edition) 7, 19, 24
 Nursing Foundations: Principles and Practices 17
 Obstetrics and Gynecology for Postgraduates (Volume I) (Third Edition) 25
 Obstetrics and Gynecology for Postgraduates (Volume II) (Third Edition) 25
 Pediatric Endocrine Disorders (Third Edition) 32
 Perinatal Asphyxia 30
 Pharmacology: Basics and Clinical Aspects 35
 Practical Cardiology: An Approach to the Management of Clinical Problems 12
 Practical Guide to Obstetrics, A: Cost-effective, evidence-based and safe care 26
 Practical Infertility Management 30
 Practical Neonatal Care 19, 27
 Pregnancy Induced Hypertension 31
 Primer of ECG, A (Second Edition) 12
 Principles and Interpretation of Chest X-Rays 13
 Principles of Medical Electronics and Biomedical Instrumentation 9
 Short Introduction to Biomedical Engineering, A 9
 Squaring the Circle: Seven Steps to Indian Renaissance 42
 Story of Our Food, The 43
 Textbook of Basic and Clinical Immunology 8, 10, 15, 16
 Textbook of Biochemistry for Medical Students (Second Edition) 7
 Textbook of Clinical Pharmacy Practice (Second edition) 36
 Textbook of Industrial Pharmacognosy 37
 Textbook of Industrial Pharmacy: Drug Delivery Systems, and Cosmetic and Herbal Drug Technology 37
 Textbook of Medical Parasitology, A (Second Edition) 16
 Textbook of Medicine 15
 Textbook of Molecular Biology 9
 Textbook of Practical Physiology (Third Edition) 38
 Textbook of Practical Physiology for Dental Students 39
 Wings of Fire: An Autobiography (Abridged, Special Student Edition with Exercises) 43
 Wings of Fire: An Autobiography 44

